

JUNE 2024

Colorado Department of Public Safety

Division of Criminal Justice

Office for Victims Programs



COLORADO
Division of Criminal Justice
Department of Public Safety



Colorado Local Victim & Witness Assistance and Law Enforcement
Annual Program and Administrative Fund Reports
2023 Calendar Year

The Division of Criminal Justice is committed to the full inclusion of all individuals, and we are continually making changes to improve accessibility and usability of our services. As part of this commitment, The Division of Criminal Justice Division is prepared to offer reasonable accommodations for those who have difficulty engaging with our content.

As an example, documents can be produced in an alternative file format upon request.

To request this and other accommodations, or to discuss your needs further, please contact The Office of Victims Programs at 720 672-2166 or kate.horn-murphy@state.co.us

Office for Victims Programs Mission

Improve the physical and emotional recovery of Colorado's crime victims
and
Restore victim's confidence in the criminal justice system

Stan Hilkey

Department of Public Safety Executive Director

Matthew M. Lunn

Division of Criminal Justice Director

Kelly Kissell

Office for Victims Programs Manager

Sara Geyer

Program Assistant

Kate Horn-Murphy

State Crime Victim Compensation & Local VALE Administrator

COLORADO DEPARTMENT OF PUBLIC SAFETY

DIVISION OF CRIMINAL JUSTICE OFFICE FOR VICTIMS PROGRAMS

700 KIPLING STREET, SUITE 1000

DENVER, CO 80215

PHONE: 303-239-5719 / TOLL FREE 1-888-282-1080

FAX: 303-239-5743

WEBSITE: <https://dcj.colorado.gov/>

Table of Contents

Colorado Local VALE 2023 Annual Report Executive Summary	5
CY 2023 Colorado Top 3 Local VALE Funded Victim Services.....	5
Local VALE Annual Reports.....	5
CY 2023 Local VALE Summary Grant and Scholarship Awards.....	6
Colorado Local VALE Programs Ability to Meet Crime Victim Needs.....	6
Colorado Local VALE Statutory Structure	7
Local VALE Funding Decision Making	7
Local VALE Funding Priorities	7
Colorado Judicial District Map.....	8
Colorado Local VALE Funding Sources.....	9
State Criminal Fines and Surcharges.....	9
CY 2023 Colorado Local VALE State Revenue	10
CY 2023 Colorado General Assembly Local VALE Supplemental Funds	11
CY 2023 Amount Approved VALE Grant and Scholarships by Services	12
CY 2023 Amount Approved VALE Grant and Scholarships by Services	12
Colorado Historical Local VALE Victim Services Funding Overview	13
CY 2014-2023 Number Approved Local VALE Grants and Scholarships	13
CY 2023 Historical Local VALE State Revenue and Expenditures	13
Colorado CY 2023 Judicial District Local VALE Program Activity.....	14
CY 2023 VALE Grants Received and Approved	14
CY 2023 VALE Award Allocations by Fund	16
2023 Local Victim & Witness Assistance and Law Enforcement Individual Judicial Districts	17
1 st Judicial District.....	18
2 nd Judicial District.....	21
3 rd Judicial District	24

4 th Judicial District	26
5 th Judicial District	29
6 th Judicial District	31
7 th Judicial District	33
8 th Judicial District	35
9 th Judicial District	38
10 th Judicial District	40
11 th Judicial District	42
12 th Judicial District	44
13 th Judicial District	46
14 th Judicial District	48
15 th Judicial District	50
16 th Judicial District	52
17 th Judicial District	54
18 th Judicial District	57
19 th Judicial District	60
20 th Judicial District	63
21 st Judicial District.....	65
22 nd Judicial District.....	67
District Attorney Offices VALE Administrative Fund	69
CY 2023 District Attorney (DA) Offices VALE Administrative Fund Summary	69
CY 2022 DA Office Administrative Funds for VALE Grant Management	69
CY 2023 VALE District Attorney Administrative Fund Activity	70
Colorado Local VALE Program Contact Information	71

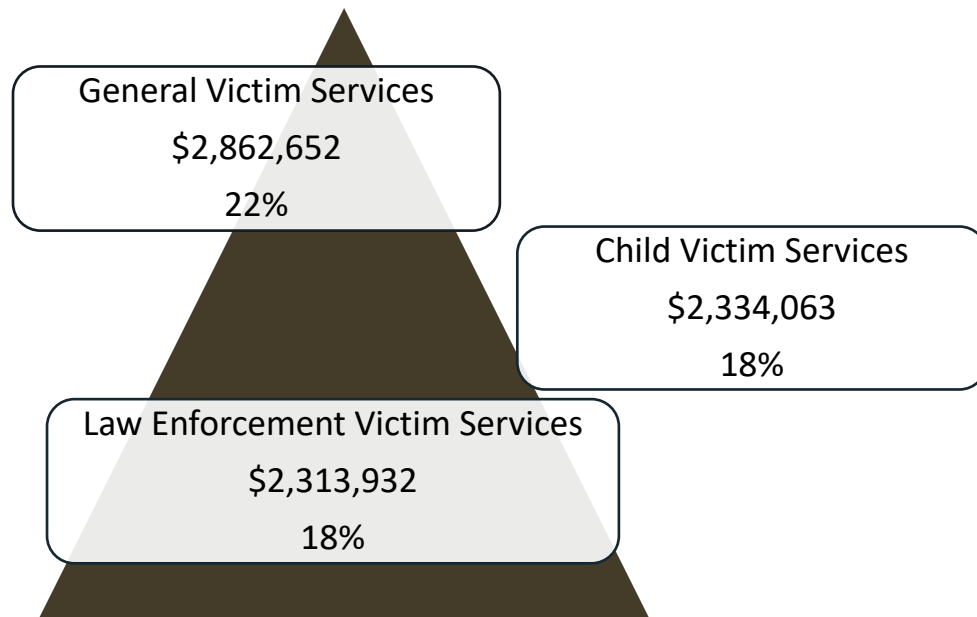
Colorado Local VALE 2023 Annual Report Executive Summary

Colorado’s local Victim and Witness Assistance and Law Enforcement (VALE) funding structure is unique in the nation. There is no other state that has legislated local funding for agencies providing direct services to crime victims.

- \$13,023,569 Total Local VALE Grant Funds Disbursed
- \$10,469,501 Local VALE Funds Disbursed for Agency Services
- \$ 2,554,068 Supplemental Colorado General Assembly Funds for Agency Services
- \$ 197,146 Local VALE Funds Disbursed for Victim Services Training
- \$11,810,343 Total Local VALE Program Collections for Grants

CY 2023 Colorado Top 3 Local VALE Funded Victim Services

Figure 1 shows the top three local VALE funded direct victim services in CY 2023.



Local VALE Annual Reports

C.R.S. §24-4.2-108 mandates that each local VALE program submit to the Division of Criminal Justice an annual report detailing:

- 1) Amount of funds granted to agencies;
- 2) Number and type of agencies applying for grant funds; and,
- 3) Projects and services for which grants were awarded.

The local VALE annual report reflects the information provided by each local VALE program for a calendar year (CY) period of January 1 through December 31. Individual judicial district local VALE program activity for CY 2023 begins on page 17. For questions regarding individual local VALE program activity, please contact the local VALE Program administrator for the judicial district.

CY 2023 Local VALE Summary Grant and Scholarship Awards

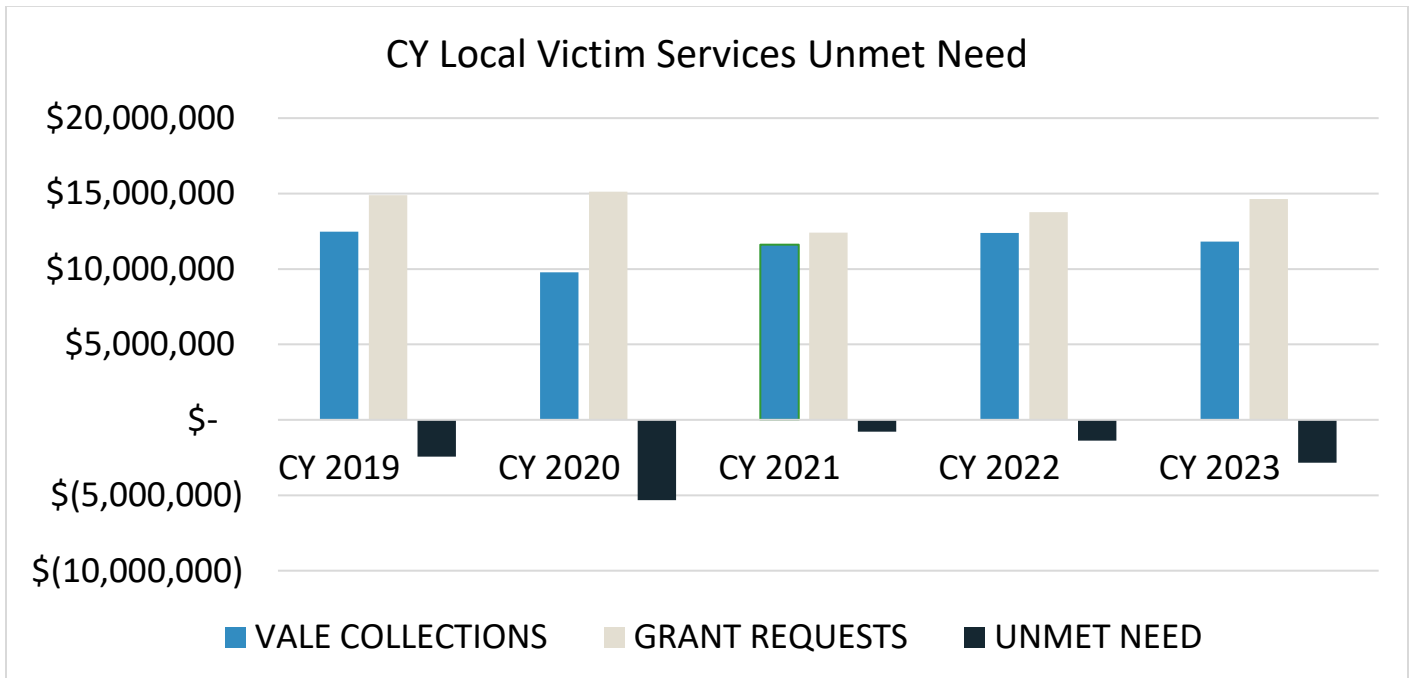
During CY 2023, 279 grants and 96 scholarships were awarded to various organizations by local VALE boards. Approximately 10% more local VALE Grant funds were awarded for calendar year 2023 than calendar year 2022. This was made possible due to the appropriation of supplemental Colorado General Assembly funds in the amount of \$3,000,000. Local VALE funds collected in calendar year 2023 decreased approximately 3% from calendar year 2022.

Colorado Local VALE Programs Ability to Meet Crime Victim Needs

On average, annual state revenue collected for local VALE programs over the past decade has been sufficient to pay only 80% of funds requested by agencies to provide direct services to victims in their communities. Other possible sources of funding to pay for these critical services include the competitive grant process for federal funds from the Victims of Crime Act (VOCA) and the Violence Against Women Act (VAWA).

The chart below shows the percentage difference between the dollar amount of local VALE grant requests received and the dollar amount of local VALE funds available for allocation. This chart illustrates that over the past five years, local VALE programs have received an average of 20% more in requests than funds available. CY 2023 figures do not include the additional Colorado General Assembly funds received by local judicial district VALE programs.

Figure 2 shows the dollar amount of unmet grant funding needs for local victim services by calendar year in a bar graph format.



FIVE YEAR ANNUAL AVERAGE DIFFERENCE BETWEEN
COLLECTIONS vs GRANT REQUESTS CY 2019 – CY 2023

\$(2,649,418)

Colorado Local VALE Statutory Structure

In 1984, the General Assembly approved legislation to establish the Assistance to Victims of and Witnesses to Crimes and Aid to Law Enforcement Act (VALE). The VALE Act has been amended several times since its original passage in 1984. The legislation established a funding mechanism for agencies to provide services to crime victims through local VALE programs established in each of Colorado's 22 judicial districts. The VALE statute outlines services for crime victims that may be considered for funding. Each judicial district is responsible for the administration, financial management, and decisions regarding its local VALE funds. Each judicial district local VALE program maintains bylaws, policies and procedures which are updated annually.

The Crime Victim Services Advisory Board (Advisory Board) is responsible for the development of, revisions to, and compliance with the *Standards for the Administration of Victim and Witness & Law Enforcement Programs (Standards)*. The *Standards* were established in 1992 and have been amended periodically.

Local VALE Funding Decision Making

The Act provides for a five-member board (appointed by the Chief Judge) in each judicial district. Each local board accepts applications and makes decisions regarding the use of local VALE funds in that judicial district.

Local VALE Funding Priorities

There are two priority funding areas for local VALE funding pursuant to current Colorado statute. Funding for programs that have statutory responsibilities pursuant to the Victim Rights Act (C.R.S. §24-4.1-302.5; §24-4.1-303; and §24-4.1-304).

- Funding for victim and witness services which are listed in C.R.S. §24-4.2-105(4). This includes, but is not limited to, crisis intervention services, referrals of victims to appropriate community services and victim compensation programs, translator services and counseling.

Per Colorado statute, agencies may submit a grant application for funding in the judicial district where services are being, or will be, provided. Local VALE revenue is generally insufficient to fully fund all grant application requests for direct victim services. For that reason, local VALE programs may also require agencies to demonstrate that they have sought other funding sources to pay for direct victim services. Additional information regarding a specific VALE program is available by contacting the judicial district VALE Program Administrator.

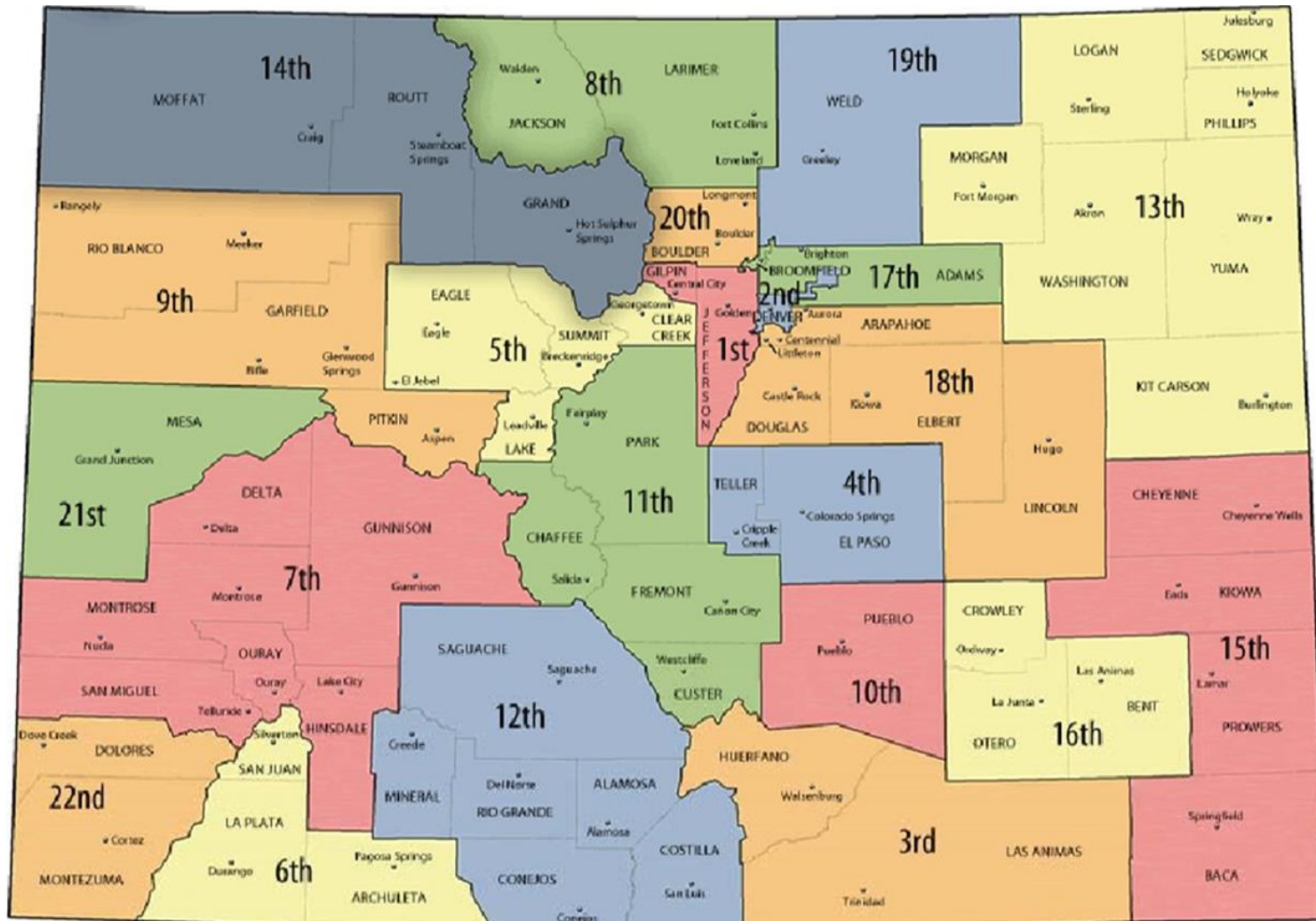
Contact information for local judicial district local VALE Program Administrators can be found on the following page.

Colorado Judicial District Map

Contact information and interactive map of local judicial district local VALE Program Administrators can be found:

<https://dcj.colorado.gov/dcj-offices/victims-programs/grant-funding-for-agencies/local-victim-assistance-and-law-enforcement>

Figure 3 Map of Judicial Districts of Colorado



Colorado Local VALE Funding Sources

State Criminal Fines and Surcharges

Local VALE Programs in Colorado’s 22 judicial districts receive funding from fines and surcharges assessed, and collected, at both the state and federal level. Local VALE funds are assessed and collected from offenders who are convicted of, or receive a deferred sentence for, crimes and/or traffic offenses.

Local VALE fines and surcharges are assessed and collected at the local judicial district level, by statute, as follows:

Felony	\$163.00
Misdemeanor	\$78.00
Class 1 Misdemeanor Traffic Offenses	\$46.00
Class 2 Misdemeanor Traffic Offenses	\$33.00

Class A or class B traffic infraction – as delineated in C.R.S. §24-4.1-119 (f)(I) and C.R.S. §42-4-1701 (4). *(Fees vary as to the type of infraction.)*

Statutory surcharges assessed and collected by the courts comprise 71% of local VALE funding. Waiving the assessment of VALE surcharges by judges for criminal convictions *significantly* impacts the level of funding available in local judicial districts for direct services to crime victims and survivors.

The other major funding source for local VALE funding is deposits of unclaimed restitution (18%). Pursuant to C.R.S. § 16-18.5-109 when no victim can be reasonably located, or the victim declines to accept restitution ordered from a criminal action, restitution shall be paid to the local VALE fund or the [Crime Victim Compensation \(CVC\)](#) fund in the judicial district where the crime occurred. Annually, the VALE Board chair, in consultation with the VALE Board, and the CVC Board chair, in consultation with the CVC Board, designate how unclaimed or declined restitution funds are divided between the two funds for the next calendar year.

In the majority of judicial districts, the local VALE fund is designated to receive unclaimed or declined restitution funds. This is largely due to the ability of local CVC programs to request, and receive, federal VC funds if needed. Colorado currently does not have any other funding options for local VALE programs.

CY 2023 Colorado Local VALE State Revenue

Table 1 shows CY 2023 Data Provided by the State Court Administrator Office (SCAO)

STATE VALE REVENUE BY JUDICIAL DISTRICT														
JANUARY 1 TO DECEMBER 31, 2023														
Judicial District	Fines (1)	Model Traffic Code (2)	Department of Revenue (3)	Department of Wildlife (4)	HB21-1315 Revenue (5)	CC Escapee(s) (6)	Donations or Other (7)	Interest (8)	Total Revenue (9)	DA Admin Fund Deposits (10)	State VALE Deposits (11)	Revenue After Deductions (12)	Unclaimed Restitution (13)	Amount to Grant Funds (14)
Formulas	(1+2+3+4+5+6+7+8)								Actual	Actual	(9)-(10+11)	(12+13)		
1st	\$ 783,673.98	\$ 28,554.00	\$ 53,837.60	\$ 4,282.00	\$ 33,067.32	\$ 6,217.01	\$ 241,366.00	\$ 15,444.66	\$ 1,166,442.57	\$ 93,341.48	\$ 109,209.54	\$ 963,891.55	\$ 269,582.41	\$ 1,233,473.96
2nd	\$ 580,436.27	\$ -	\$ 3.00	\$ 51.00	\$ 10,061.67	\$ -	\$ 76,549.69	\$ 8,467.30	\$ 675,568.93	\$ 59,055.20	\$ 69,094.59	\$ 547,419.14	\$ 263,823.20	\$ 811,242.34
3rd	\$ 51,994.59	\$ -	\$ 21,918.90	\$ 4,408.50	\$ 1,730.96	\$ -	\$ 12,635.00	\$ 42.66	\$ 92,730.61	\$ 8,005.30	\$ 9,366.20	\$ 75,359.11	\$ 44.72	\$ 75,403.83
4th	\$ 1,169,775.53	\$ 32,438.00	\$ 57,869.20	\$ 2,056.00	\$ 38,617.17	\$ -	\$ 281,877.00	\$ 19,937.89	\$ 1,602,570.79	\$ 130,075.33	\$ 152,188.46	\$ 1,320,307.00	\$ 565,256.71	\$ 1,885,563.71
5th	\$ 294,198.89	\$ -	\$ 56,770.60	\$ 6,451.50	\$ 8,548.84	\$ -	\$ 62,400.00	\$ 3,299.54	\$ 431,669.37	\$ 36,596.99	\$ 42,818.48	\$ 352,253.90	\$ 50,061.90	\$ 402,315.80
6th	\$ 150,210.20	\$ 3,821.00	\$ 9,889.40	\$ 4,883.00	\$ 3,905.27	\$ 2,650.59	\$ 28,854.00	\$ 3,360.25	\$ 207,573.71	\$ 17,570.90	\$ 20,557.93	\$ 169,444.88	\$ 55.63	\$ 169,500.51
7th	\$ 195,625.16	\$ 17,202.00	\$ 20,794.50	\$ 10,755.00	\$ 5,769.34	\$ -	\$ 42,112.00	\$ 2,958.38	\$ 295,216.38	\$ 25,014.61	\$ 49,267.12	\$ 220,934.65	\$ 51,324.37	\$ 272,259.02
8th	\$ 644,348.12	\$ 26,660.00	\$ 25,771.40	\$ 6,396.50	\$ 20,947.81	\$ 10,065.22	\$ 152,904.00	\$ 8,262.12	\$ 895,355.17	\$ 72,112.38	\$ 84,371.50	\$ 738,871.29	\$ 93,097.14	\$ 831,968.43
9th	\$ 207,543.08	\$ 5,678.00	\$ 12,792.30	\$ 9,370.00	\$ 6,143.09	\$ 2,661.11	\$ 44,840.00	\$ 3,218.11	\$ 292,245.69	\$ 24,173.85	\$ 28,283.40	\$ 239,788.44	\$ 61,781.73	\$ 301,570.17
10th	\$ 294,881.83	\$ 5,414.00	\$ 13,966.80	\$ 1,863.00	\$ 5,949.12	\$ -	\$ 65,322.00	\$ 1,840.59	\$ 389,237.34	\$ 32,506.50	\$ 38,033.74	\$ 318,697.10	\$ 14,982.32	\$ 333,679.42
11th	\$ 176,910.69	\$ 2,418.50	\$ 34,089.60	\$ 12,844.50	\$ 5,629.38	\$ 6.29	\$ 41,090.00	\$ 73.90	\$ 273,062.86	\$ 16,943.47	\$ 27,131.54	\$ 228,987.85	\$ 38,683.29	\$ 267,671.14
12th	\$ 120,544.58	\$ 1,228.00	\$ 20,076.50	\$ 5,650.00	\$ 4,952.77	\$ -	\$ 36,152.00	\$ 327.67	\$ 188,931.52	\$ 15,245.17	\$ 17,836.86	\$ 155,849.49	\$ 6,935.52	\$ 162,785.01
13th	\$ 180,102.14	\$ 70.00	\$ 44,874.80	\$ 3,575.10	\$ 5,546.72	\$ 4,802.14	\$ 40,487.00	\$ 1,368.03	\$ 280,825.93	\$ 23,416.87	\$ 27,397.75	\$ 230,011.31	\$ 7,144.29	\$ 237,155.60
14th	\$ 151,254.16	\$ 10,898.50	\$ 13,564.00	\$ 15,861.00	\$ 3,955.43	\$ -	\$ 28,872.00	\$ 539.30	\$ 224,944.39	\$ 19,553.29	\$ 19,877.33	\$ 185,513.77	\$ 19,787.64	\$ 205,301.41
15th	\$ 53,802.36	\$ 6,475.00	\$ 19,491.40	\$ 2,208.00	\$ 1,812.60	\$ -	\$ 13,231.00	\$ 472.27	\$ 97,492.63	\$ 8,378.95	\$ 9,803.35	\$ 79,310.33	\$ 3,308.31	\$ 82,618.64
16th	\$ 70,678.69	\$ 4,313.00	\$ 7,457.00	\$ 1,063.00	\$ 1,968.04	\$ -	\$ 14,365.00	\$ -	\$ 99,864.59	\$ 8,547.97	\$ 10,001.13	\$ 81,315.49	\$ 1,920.64	\$ 83,236.13
17th	\$ 804,694.29	\$ -	\$ 49,286.00	\$ 272.00	\$ 31,285.87	\$ 6,680.19	\$ 228,364.00	\$ 10,904.58	\$ 1,131,486.93	\$ 88,553.82	\$ 103,607.95	\$ 939,325.16	\$ 203,564.42	\$ 1,142,889.58
18th	\$ 1,107,470.64	\$ 89,272.00	\$ 86,336.20	\$ 1,699.00	\$ 36,605.12	\$ -	\$ 267,191.00	\$ 16,326.03	\$ 1,604,899.99	\$ 132,135.37	\$ 154,601.87	\$ 1,318,162.75	\$ 241,535.80	\$ 1,559,698.55
19th	\$ 519,674.02	\$ 3,090.00	\$ 26,173.60	\$ 2,843.50	\$ 20,249.36	\$ 47,041.11	\$ 147,806.00	\$ 5,609.64	\$ 772,487.23	\$ 57,903.05	\$ 67,746.57	\$ 646,837.61	\$ 144,934.71	\$ 791,772.32
20th	\$ 317,911.09	\$ 12,110.00	\$ 17,892.00	\$ 545.00	\$ 12,362.39	\$ -	\$ 90,236.00	\$ 2,542.24	\$ 453,598.72	\$ 36,082.05	\$ 42,216.00	\$ 375,300.67	\$ 40,251.56	\$ 415,552.23
21st	\$ 416,738.78	\$ 84.00	\$ 26,777.70	\$ 2,694.58	\$ 10,332.66	\$ 4,071.61	\$ 75,421.00	\$ 5,804.28	\$ 541,924.61	\$ 45,662.77	\$ 53,425.42	\$ 442,836.42	\$ 30,564.23	\$ 473,400.65
22nd	\$ 53,908.00	\$ -	\$ 8,314.65	\$ 795.00	\$ 1,559.07	\$ -	\$ 11,380.00	\$ 10.24	\$ 75,966.96	\$ 6,457.71	\$ 7,555.51	\$ 61,953.74	\$ 9,331.28	\$ 71,285.02
23rd									\$ -			\$ -		\$ -
	\$ 8,346,377.09	\$ 249,726.00	\$ 627,947.15	\$ 100,567.18	\$ 271,000.00	\$ 84,195.27	\$ 2,003,454.69	\$ 110,809.68	\$ 11,794,096.93	\$ 957,333.03	\$ 1,144,392.24	\$ 9,692,371.66	\$ 2,117,971.82	\$ 11,810,343.48

CY 2023 Colorado General Assembly Local VALE Supplemental Funds

For state fiscal year 2023, the Colorado General Assembly appropriated \$3,000,000 to the State Court Administrator’s Office (SCAO) of the Judicial Branch to be distributed to Colorado’s 22 local VALE Programs. Supplemental Colorado General Assembly funds for local VALE programs are required to be fully expended by June 30, 2024.

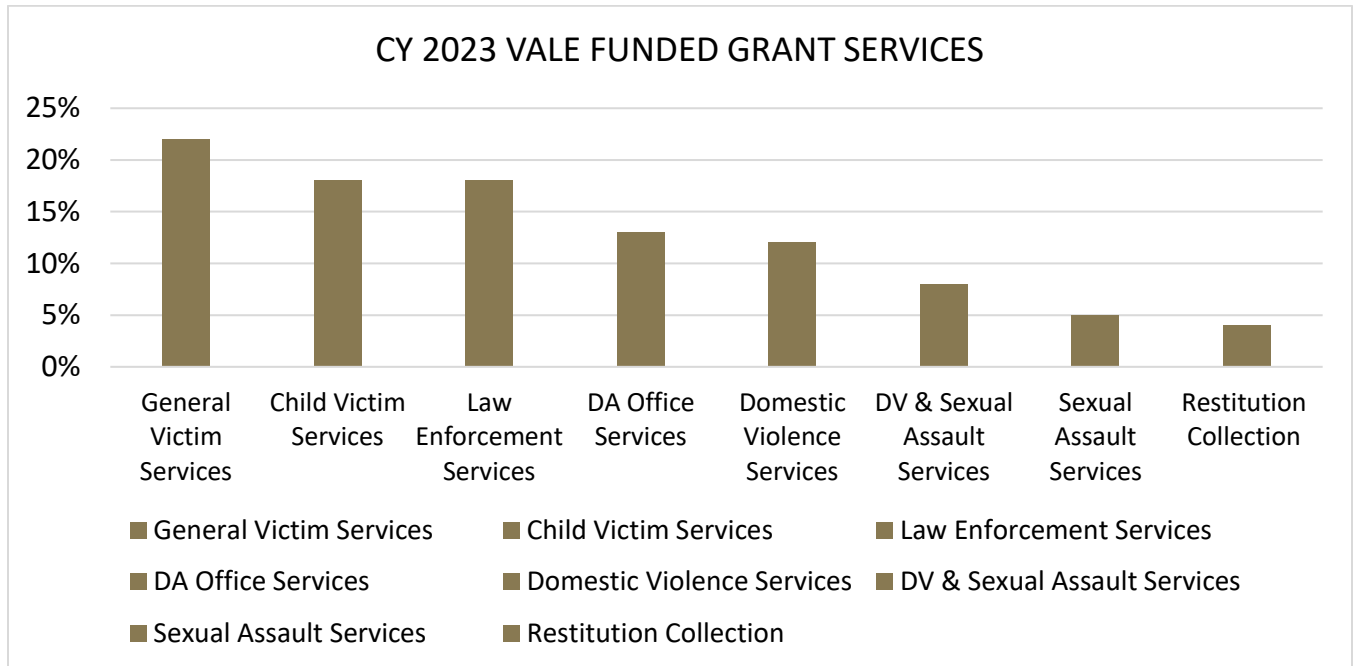
This chart represents the initial allocation for Colorado General Assembly funds allocated in state fiscal year 2023. The amounts below may differ from the final allocation received by a judicial district. Some judicial districts opted not to receive these funds. Funds declined by a judicial district were reallocated to another judicial district.

Table 2 FY 2023 Local VALE Colorado General Assembly Initial Allocations

JUDICIAL DISTRICT	FY23 COLORADO GENERAL ASSEMBLY ALLOCATIONS
1	\$ 415,526
2	\$ 342,585
3	\$ 16,375
4	\$ 452,672
5	\$ 93,840
6	\$ 0
7	\$ 90,744
8	\$ 208,916
9	\$ 65,049
10	\$ 60,324
11	\$ 0
12	\$ 0
13	\$ 69,152
14	\$ 40,396
15	\$ 16,817
16	\$ 0
17	\$ 277,782
18	\$ 411,604
19	\$ 220,974
20	\$ 102,410
21	\$ 0
22	\$ 14,123

CY 2023 Amount Approved VALE Grant and Scholarships by Services

Figure 4 shows the dollar amount of VALE grant program and training funds allocated by service category in calendar year 2023 in a bar graph format. Allocations for this chart includes ARPA funds.



CY 2023 Amount Approved VALE Grant and Scholarships by Services

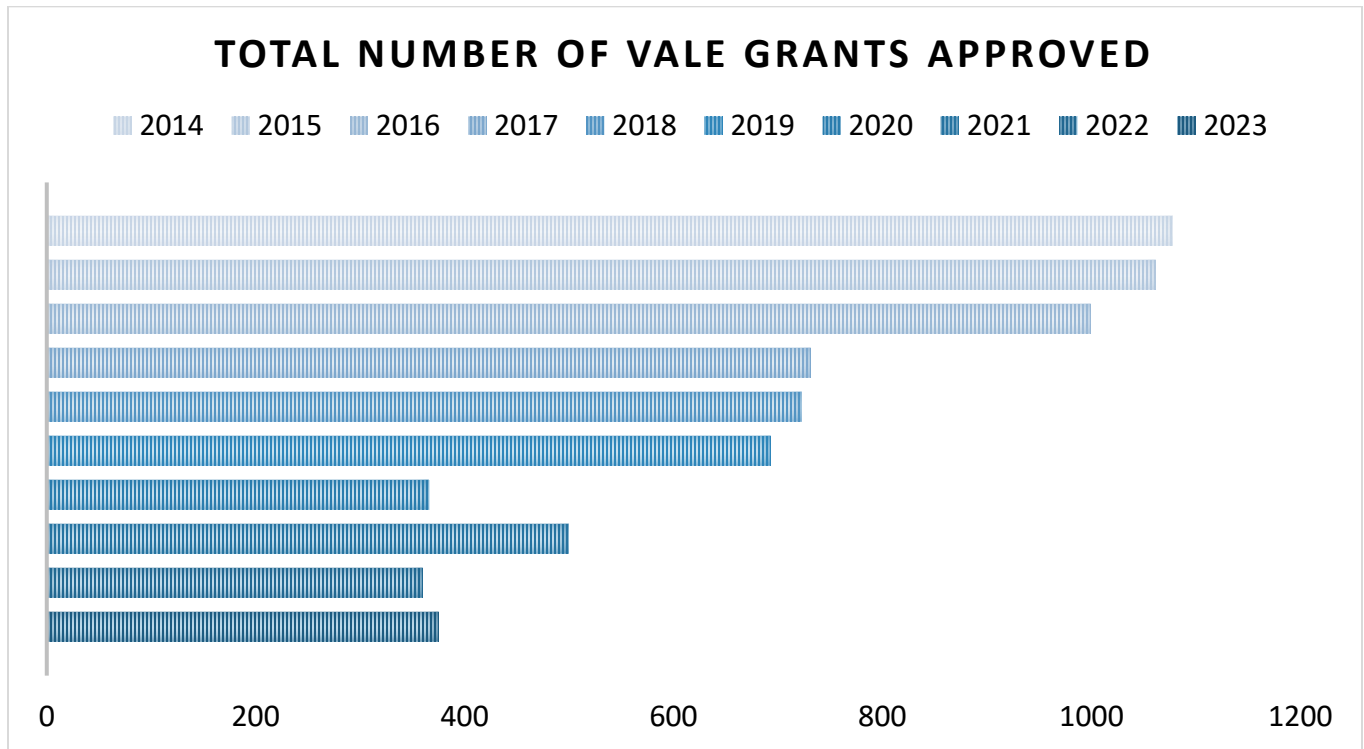
Table 3 shows the dollar amount of VALE grant program and training funds allocated by service category in calendar year 2023 in a table format. Allocations for this chart includes ARPA funds.

PERCENTAGE OF TOTAL	SERVICE CATEGORY OF GRANT AWARD	TOTAL AWARDS
22%	General Victim Services	\$ 2,862,652
18%	Child Victim Services	\$ 2,334,063
18%	Law Enforcement Services	\$ 2,313,932
13%	District Attorney Office Services	\$ 1,637,059
12%	Domestic Violence Services	\$ 1,601,282
8%	Domestic Violence (DV) & Sexual Assault Services	\$ 1,096,049
5%	Sexual Assault Services	\$ 640,649
4%	Restitution Collection Program Services	\$ 537,883
	TOTAL	\$ 13,023,569

Colorado Historical Local VALE Victim Services Funding Overview

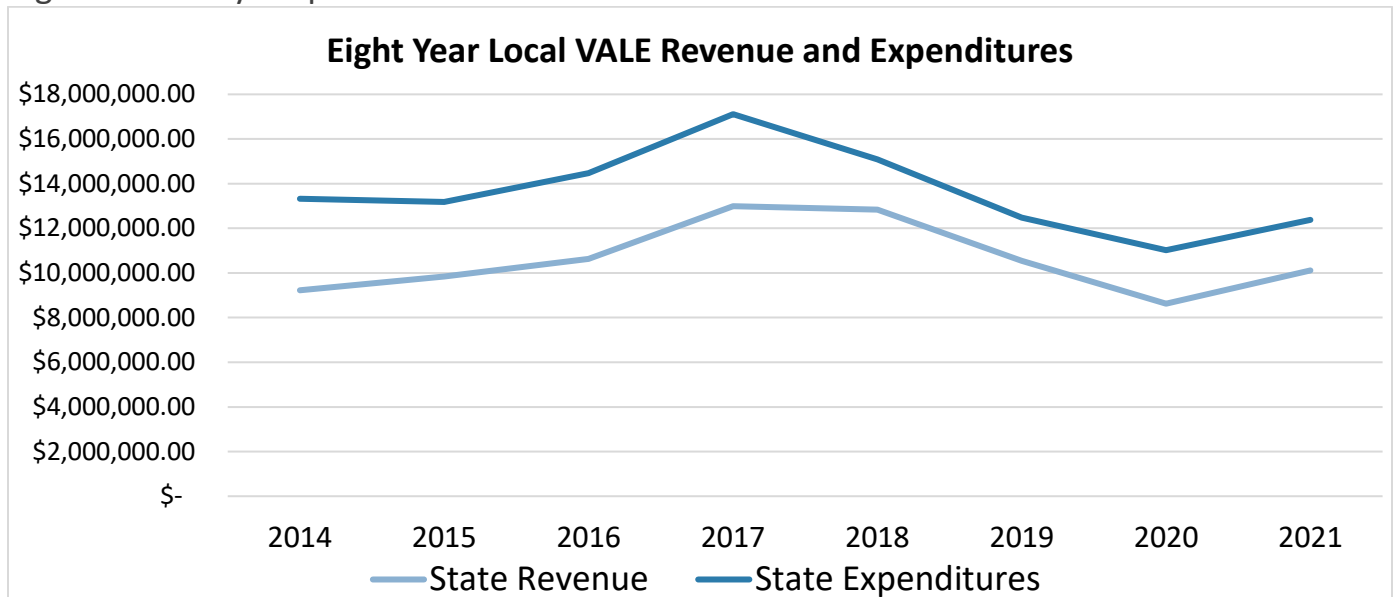
CY 2014-2023 Number Approved Local VALE Grants and Scholarships

Figure 5 shows the number of grants and training awards approved by all local VALE programs for most recent past ten calendar years in a bar graph format.



CY 2023 Historical Local VALE State Revenue and Expenditures

Figure 6 shows aggregate local VALE revenue and expenditures for the most recent past eight calendar year period in a line chart format.



Colorado CY 2023 Judicial District Local VALE Program Activity

CY 2023 VALE Grants Received and Approved

Table 4 shows the number of grants received and approved by each judicial district local VALE program for CY2023.

Judicial District	VALE Applications Submitted	VALE Grants Approved	Separate VALE Scholarships Awarded	Grants		Grant Cycles
				Denied	Reconsidered	
1	25	25	11	0	0	July 20 - June 21 July 21- June 22
2	27	27	15	0	0	Jan 22 - Dec 22
3	3	3	0	0	0	Jan 22 - Dec 22
4	18	18	7	0	0	Jan 22 - Dec 22
5	12	11	0	2	2	Jan 22 - Dec 22
6	6	5	9	1	0	Jan 22 - Dec 22
7	10	10	0	0	0	Jan 22 - Dec 22
8	20	20	6	1	1	Jan 22 - Dec 22
9	7	7	5	0	0	Jan 22 - Dec 22
10	9	9	1	0	0	Jan 22 - Dec 22
11	6	6	0	0	0	Jan 22 - Dec 22
12	4	4	0	0	0	Jan 22 - Dec 22
13	8	8	5	0	0	Jan 22 - Dec 22
14	8	8	1	0	0	Jan 22 - Dec 22
15	5	5	0	0	0	Jan 22 - Dec 22
16	4	4	0	0	0	Jan 22 - Dec 22
17	29	29	0	0	0	Jan 22 - Dec 22
18	33	33	18	0	0	July 20 - June 21 July 21- June 22
19	15	15	12	0	0	Jan 22 - Dec 22
20	13	13	0	0	0	Jan 22 - Dec 22
21	13	13	6	1	0	Jan 22 - Dec 22
22	6	6	0	0	0	Jan 22 - Dec 22

CY 2023 VALE Grant and Scholarship Awards by Services

Table 5 is a summary of CY 2023 local VALE grant services and trainings funded in each judicial district by victim service category, including the allocation of supplemental Colorado General Assembly funds.

Judicial District	District Attorney Office Services	Law Enforcement Based Victim Services		General Victim Services	Domestic Violence Services	Sexual Assault Services	Domestic Violence & Sexual Assault	Child Victim Services	Restitution Collection Services	TOTAL VALE Grant Funding
		Police	Sheriff							
1	\$ 11,745	\$ 165,400	\$ 120,675	\$ 423,299	\$ 295,750	\$ 77,672	\$ 25,000	\$ 330,900	\$ 0	\$ 1,450,171
2	\$ 13,628	\$ 0	\$ 0	\$ 798,285	\$ 263,800	\$ 75,950	\$ 40,000	\$ 182,850	\$ 0	\$ 1,374,513
3	\$ 0	\$ 0	\$ 28,899	\$ 0	\$ 0	\$ 0	\$ 87,591	\$ 5,000	\$ 0	\$ 121,490
4	\$ 279,106	\$ 329,562	\$ 155,597	\$ 226,667	\$ 49,439	\$ 0	\$ 237,288	\$ 234,267	\$ 305,380	\$ 1,817,306
5	\$ 27,358	\$ 0	\$ 33,215	\$ 48,061	\$ 0	\$ 0	\$ 165,935	\$ 38,688	\$ 0	\$ 313,257
6	\$ 2,833	\$ 1,813	\$ 0	\$ 1,320	\$ 28,255	\$ 20,977	\$ 68,526	\$ 40,215	\$ 0	\$ 163,909
7	\$ 124,060	\$ 119,157	\$ 55,526	\$ 0	\$ 0	\$ 48,000	\$ 0	\$ 0	\$ 0	\$ 346,743
8	\$ 101,500	\$ 136,000	\$ 45,500	\$ 71,000	\$ 70,500	\$ 75,500	\$ 121,000	\$ 332,000	\$ 100,000	\$ 1,053,000
9	\$ 108,000	\$ 0	\$ 0	\$ 41,488	\$ 0	\$ 0	\$ 64,785	\$ 97,973	\$ 0	\$ 312,246
10	\$ 97,276	\$ 0	\$ 35,664	\$ 30,000	\$ 112,500	\$ 37,389	\$ 0	\$ 67,000	\$ 0	\$ 379,829
11	\$ 83,856	\$ 0	\$ 87,500	\$ 0	\$ 0	\$ 0	\$ 0	\$ 16,000	\$ 0	\$ 187,356
12	\$ 78,000	\$ 0	\$ 20,500	\$ 6,000	\$ 0	\$ 0	\$ 10,645	\$ 0	\$ 0	\$ 115,145
13	\$ 137,125	\$ 0	\$ 129,724	\$ 3,000	\$ 0	\$ 0	\$ 0	\$ 0	\$ 0	\$ 269,849
14	\$ 42,000	\$ 0	\$ 0	\$ 0	\$ 11,000	\$ 0	\$ 125,950	\$ 54,000	\$ 0	\$ 232,950
15	\$ 20,754	\$ 25,967	\$ 0	\$ 0	\$ 6,900	\$ 0	\$ 50,500	\$ 8,254	\$ 0	\$ 112,375
16	\$ 44,000	\$ 0	\$ 0	\$ 0	\$ 0	\$ 0	\$ 10,000	\$ 20,000	\$ 0	\$ 74,000
17	\$ 17,100	\$ 104,867	\$ 0	\$ 504,580	\$ 84,806	\$ 102,947	\$ 44,028	\$ 198,850	\$ 92,878	\$ 1,150,056
18	\$ 159,225	\$ 196,103	\$ 166,907	\$ 551,799	\$ 325,285	\$ 108,039	\$ 0	\$ 250,612	\$ 0	\$ 1,757,970
19	\$ 143,572	\$ 185,978	\$ 34,586	\$ 77,052	\$ 133,720	\$ 59,175	\$ 0	\$ 164,499	\$ 0	\$ 798,582
20	\$ 84,763	\$ 35,452	\$ 38,000	\$ 46,000	\$ 108,000	\$ 35,000	\$ 0	\$ 115,763	\$ 0	\$ 462,978
21	\$ 45,428	\$ 23,500	\$ 31,000	\$ 25,000	\$ 93,857	\$ 0	\$ 40,700	\$ 148,990	\$ 39,625	\$ 448,100
22	\$ 16,000	\$ 6,840	\$ 0	\$ 9,101	\$ 17,500	\$ 0	\$ 4,101	\$ 28,202	\$ 0	\$ 81,744
TOTAL	\$1,637,059	\$1,330,639	\$ 983,293	\$2,862,652	\$1,601,282	\$ 640,649	\$ 1,096,049	\$2,334,063	\$ 537,833	\$13,023,569

CY 2023 VALE Award Allocations by Fund

Each local VALE fund has two allocation sources: “Victim Assistance” and “Law Enforcement”. VALE Boards generally designate funds to be allocated from the “Victim Assistance” source for grants providing direct services to victims. This includes law enforcement agencies performing victim service related activities. VALE Boards have the statutory authority to determine which source grant funds are allocated from. During CY 2023, local VALE Programs also received supplemental Colorado General Assembly funds to allocate for victim services grants.

Table 6 Colorado General Assembly fund allocations in each judicial district for funding VALE victim service grants.

JUDICIAL DISTRICT	VICTIM ASSISTANCE	LAW ENFORCEMENT	GENERAL ASSEMBLY FUNDS	TOTAL AMOUNT AWARDED
1	\$ 1,321,070	\$ 0	\$ 92,651	\$ 1,450,171
2	\$ 1,005,000	\$ 0	\$ 342,585	\$ 1,347,585
3	\$ 76,216	\$ 28,899	\$ 16,375	\$ 121,490
4	\$ 1,324,083	\$ 75,363	\$ 452,672	\$ 1,852,118
5	\$ 236,849	\$ 76,408	\$ 47,499	\$ 360,756
6	\$ 162,096	\$ 1,813	\$ 0	\$ 163,909
7	\$ 305,000	\$ 0	\$ 41,743	\$ 346,743
8	\$ 844,084	\$ 0	\$ 208,916	\$ 1,053,000
9	\$ 253,702	\$ 0	\$ 58,544	\$ 312,246
10	\$ 289,118	\$ 0	\$ 90,711	\$ 379,829
11	\$ 127,032	\$ 0	\$ 60,324	\$ 187,356
12	\$ 115,145	\$ 0	\$ 0	\$ 115,145
13	\$ 200,697	\$ 0	\$ 69,152	\$ 269,849
14	\$ 192,554	\$ 0	\$ 40,396	\$ 232,950
15	\$ 73,000	\$ 25,967	\$ 13,408	\$ 112,375
16	\$ 74,000	\$ 0	\$ 0	\$ 74,000
17	\$ 899,023	\$ 0	\$ 251,033	\$ 1,150,056
18	\$ 1,024,516	\$ 363,010	\$ 370,444	\$ 1,757,970
19	\$ 713,191	\$ 3,486	\$ 81,905	\$ 798,224
20	\$ 360,158	\$ 0	\$ 102,410	\$ 462,568
21	\$ 448,100	\$ 0	\$ 0	\$ 448,100
22	\$ 65,340	\$ 0	\$ 16,404	\$ 81,744

2023 Local Victim & Witness Assistance and Law
Enforcement Individual Judicial Districts

VALE Program Annual Reports

January 1 thru December 31, 2023

1st Judicial District

Jefferson and Gilpin Counties

Program Administrator: Allison Boyd
aboyd@jeffco.us

1st Judicial District CY 2023 Local VALE Awards

Program Grant Awards	\$ 1,321,070
Supplemental General Assembly Grant Awards	\$ 92,651
Training & Scholarship Grant Awards	\$ 36,450
CY 2023 Total 1st JD VALE Grant Awards	\$ 1,450,171

1st Judicial District VALE Project and Services funded by agency and amount
Next Page

1st Judicial District

2023 VALE GRANT FUNDED VICTIM SERVICES

AGENCY NAME	PROJECT / PROGRAM TITLE	GRANT AWARD
GENERAL VICTIM SERVICES		
COVA	Victim Services Intern Program	\$ 45,451
Senior Resource Center	Victim Services for Older Adults	\$ 40,000
Asian Pacific Development Center	Victim Assistance Program	\$ 13,475
Justice & Mercy Legal Aid Clinic	Legal Services for 1st JD Victims	\$ 100,000
Rocky Mountain Law Center	Victim Rights & Legal Issues Project	\$ 26,913
People Comforters	People Comforters	\$ 10,000
Maria Droste Counseling Services	Survivors Mental Health Program	\$ 25,000
Mothers Against Drunk Driving	1st JD MADD Victim Services	\$ 20,000
DOVE	Victim Advocacy	\$ 40,000
Servicios de La Raza	Spanish-Speaking Victim Services	\$ 58,560
Intervention	Victim Services Specialist	\$ 32,000
Vital Hearts	Resiliency Training Initiative	\$ 9,200
DOMESTIC VIOLENCE (DV) SERVICES		
Family Tree	Legal Advocacy Program	\$ 107,349
Family Tree	DV Outreach and Advocacy	\$ 104,000
The Initiative	Survivors with Disabilities	\$ 35,000
SEXUAL ASSAULT (SA) SERVICES		
The Blue Bench	Blue Bench Victim Services	\$ 29,322
WINGS	Services for Survivors	\$ 47,000
DOMESTIC VIOLENCE & SEXUAL ASSAULT SERVICES		
PeaceWorks, Inc.	DV & SA Victim Services	\$ 25,000
CHILD VICTIM SERVICES		
Ralston House	Child Advocacy Center	\$ 150,000
Family Tree	Parenting Time Program	\$ 40,000
CASA of Jefferson & Gilpin Counties	CASA	\$ 85,500
LAW ENFORCEMENT SERVICES		
Victim Outreach, Inc.	Victim Subsidy Fund	\$ 30,000
Victim Outreach, Inc.	Victim Assistance Program	\$ 130,000
Gilpin Victim Services	Victim Advocates	\$ 42,300
Jefferson County Sheriff's Office	Victim Services Unit	\$ 75,000

1st Judicial District

2023 VALE COLORADO GENERAL ASSEMBLY FUNDED VICTIM SERVICES

AGENCY NAME	PROJECT / PROGRAM TITLE	GRANT AWARD
DOMESTIC VIOLENCE SERVICES		
Family Tree	Legal Advocacy Program	\$ 42,651
CHILD VICTIM SERVICES		
Ralston House	Child Advocacy Center	\$ 50,000

1st Judicial District

2023 VALE FUNDED VICTIM SERVICES TRAINING

AGENCY NAME	TRAINING / CONFERENCE	SCHOLARSHIP
GENERAL VICTIM SERVICES		
Intervention	2023 COVA Conference	\$ 675
Mothers Against Drunk Driving	2023 COVA Conference	\$ 675
Justice & Mercy Legal Aid Clinic	2023 COVA Conference	\$ 2,250
DOMESTIC VIOLENCE SERVICES		
The Initiative	2023 COVA Conference	\$ 3,375
SEXUAL ASSAULT SERVICES		
The Blue Bench	2023 COVA Conference	\$ 1,350
PeaceWorks	2023 COVA Conference	\$ 3,375
CHILD VICTIM SERVICES		
Ralston House	2023 COVA Conference	\$ 5,400
LAW ENFORCEMENT SERVICES		
Gilpin Victim Services	2023 COVA Conference	\$ 675
Jefferson County Sheriff's Office	2023 COVA Conference	\$ 2,700
Victim Outreach, Inc.	2023 COVA Conference	\$ 5,400
DISTRICT ATTORNEY OFFICE SERVICES		
Victim Witness	2023 COVA Conference	\$ 11,475

2nd Judicial District Denver Counties

Program Administrator: Julie Madden Brackley
Julie.brackley@denverda.org

2nd Judicial District CY 2023 Local VALE Awards

Program Grant Awards	\$ 1,005,000
Supplemental General Assembly Grant Awards	\$ 342,585
Training & Scholarship Grant Awards	\$ 26,928
CY 2023 Total 2 nd JD VALE Grant Awards	\$ 1,374,513

2nd Judicial District VALE Project and Services funded by agency and amount
Next Page

2nd Judicial District

2023 VALE GRANT FUNDED VICTIM SERVICES

AGENCY NAME	PROJECT / PROGRAM TITLE	GRANT AWARD
GENERAL VICTIM SERVICES		
Alliance to Lead Impact in Global Human Trafficking (ALIGHT)	Denver Human Trafficking Victims	\$ 50,000
Asian Pacific Development Center	2 nd JD Victim Services	\$ 5,000
Colorado Legal Services	Victim Services	\$ 15,000
Colorado Organization for Victim Assistance	Victim Services Intern Program	\$ 59,000
Colorado Organization for Victim Assistance	Human Trafficking Program	\$ 55,000
DOVE	Services for Deaf Victims	\$ 22,000
Healing From The Heart	Healing Hearts From Trauma	\$ 21,000
Justice & Mercy Legal Aid Center	Legal Services	\$ 54,000
Mothers Against Drunk Driving	2 nd JD MADD Victim Services	\$ 20,000
Maria Droste Counseling Services	Survivors Mental Health Program	\$ 31,000
Muslin Family Services	Victim Advocacy Program	\$ 18,000
Rocky Mountain Victim Law Center	Victims Rights Enforcement Project	\$ 50,000
Streets of Hope	Human Trafficking Emergency Services	\$ 35,000
Voices of Victims	Voices of Victims	\$ 15,000
DOMESTIC VIOLENCE SERVICES		
Rose Andom Center	DV Wraparound Services	\$ 50,000
Project Safeguard	Gender Based Violence Safety & Justice	\$ 55,000
Denver Safehouse	SafeHouse Victim Services Program	\$ 50,000
Servicios de la Raza	VISTAS DV Program	\$ 50,000
The Initiative	Victim Adv for Persons with Disabilities	\$ 50,000
SEXUAL ASSAULT SERVICES		
The Blue Bench	Client Services Resource navigator	\$ 45,000
WINGS Foundation	Adult Survivors	\$ 30,000
DOMESTIC VIOLENCE & SEXUAL ASSAULT SERVICES		
University of Denver Phoenix Center	Victim Services	\$ 40,000
CHILD VICTIM SERVICES		
Central Visitation Program	Central Visitation Program	\$ 15,000
Denver Children's Advocacy Center	Trauma Services	\$ 50,000
Denver CASA	CASA Volunteer Program	\$ 50,000
Project PAVE	Youth Violence Survivors	\$ 50,000
Rocky Mountain Children's Law Center	Domestic Violence Program	\$ 15,000

2nd Judicial District

2023 VALE COLORADO GENERAL ASSEMBLY FUNDED VICTIM SERVICES

AGENCY NAME	PROJECT / PROGRAM TITLE	GRANT AWARD
GENERAL VICTIM SERVICES		
Salvation Army	Now Housing Project	\$ 342,585

2nd Judicial District

2023 VALE FUNDED VICTIM SERVICES TRAINING

AGENCY NAME	TRAINING / CONFERENCE	SCHOLARSHIP
GENERAL VICTIM SERVICES		
Muslim Family Services	2023 COVA Conference	\$ 950
Voluntad	2023 COVA Conference	\$ 950
Healing From the Heart	2023 COVA Conference	\$ 950
The Salvation Army	2023 COVA Conference	\$ 950
Mothers Against Drunk Driving	2023 COVA Conference	\$ 950
Rocky Mountain Victim Law Center	2023 COVA Conference	\$ 950
DOMESTIC VIOLENCE SERVICES		
Rose Andom Center	2023 COVA Conference	\$ 950
Denver SafeHouse	2023 COVA Conference	\$ 950
Servicios de la Raza	2023 COVA Conference	\$ 950
Project Safeguard	2023 COVA Conference	\$ 950
SEXUAL ASSAULT SERVICES		
WINGS	2023 COVA Conference	\$ 950
CHILD VICTIM SERVICES		
Denver Children’s Advocacy Center	2023 COVA Conference	\$ 950
Project PAVE	2023 COVA Conference	\$ 950
Rocky Mountain Children’s Law Center	2023 COVA Conference	\$ 950
DISTRICT ATTORNEY OFFICE SERVICES		
Victim Witness	2023 COVA Conference	\$ 13,628

3rd Judicial District Huerfano and Las Animas Counties

Program Administrator: Kendra Torres
ktorres@3rdjudicial.org

3rd Judicial District CY 2023 Local VALE Awards

Program Grant Awards	\$ 105,115
Supplemental General Assembly Grant Awards	\$ 16,375
Training & Scholarship Grant Awards	\$ 0
CY 2023 Total 3rd JD VALE Grant Awards	\$ 121,490

3rd Judicial District VALE Project and Services funded by agency and amount
Next Page

3rd Judicial District

2023 VALE GRANT FUNDED VICTIM SERVICES

AGENCY NAME	PROJECT / PROGRAM TITLE	GRANT AWARD
LAW ENFORCEMENT SERVICES		
Las Animas County Sheriff's Office		\$ 28,899
DOMESTIC VIOLENCE & SEXUAL ASSAULT SERVICES		
Advocates Against Domestic Violence		\$ 71,216
CHILD VICTIM SERVICES		
Pueblo Child Advocacy Center		\$ 5,000

3rd Judicial District

2023 VALE COLORADO GENERAL ASSEMBLY FUNDED VICTIM SERVICES

AGENCY NAME	PROJECT / PROGRAM TITLE	GRANT AWARD
DOMESTIC VIOLENCE & SEXUAL ASSAULT SERVICES		
Advocates Against Domestic Violence		\$ 16,375

4th Judicial District

El Paso and Teller Counties

Program Administrator: Amber Holland
amberholland@da4colorado.gov

4th Judicial District CY 2023 Local VALE Awards

Program Grant Awards	\$ 1,351,805
Supplemental General Assembly Grant Awards	\$ 452,672
Training & Scholarship Grant Awards	\$ 12,829
CY 2023 Total 4th JD VALE Grant Awards	\$ 1,817,306

4th Judicial District VALE Project and Services funded by agency and amount
Next Page

4th Judicial District

2023 VALE GRANT FUNDED VICTIM SERVICES

AGENCY NAME	PROJECT / PROGRAM TITLE	GRANT AWARD
GENERAL VICTIM SERVICES		
Catholic Charities	Immigrant Crime Victims Legal Advocacy	\$ 15,000
Careveo Counseling, LLC		\$ 12,219
DOVE	Advocacy & Direct Services	\$ 13,178
Franciscan Community Counseling	Trauma Therapy Project	\$ 45,320
Partners in Housing	Victim Self-Sufficiency Program	\$ 88,596
Rocky Mountain Victim Law Center	Victim Rights Legal Services	\$ 15,713
DOMESTIC VIOLENCE SERVICES		
Colorado Legal Services		\$ 47,000
DOMESTIC VIOLENCE & SEXUAL ASSAULT SERVICES		
Safe Passage	Safe Passage Victim Support	\$ 72,000
TESSA	Victim Services	\$ 165,288
CHILD VICTIM SERVICES		
CASA	Dependency & Neglect Program	\$ 70,641
Court Care	Childcare Services for Crime Victims	\$ 18,000
Kidpower	Kidpower	\$ 43,209
Lutheran Family Services	KPC Respite Center	\$ 23,000
TESSA	Youth Services & Prevention	\$ 77,214
RESTITUTION COLLECTION SERVICES		
4 th Judicial District Combined Courts	Victim Support Project	\$ 305,380
LAW ENFORCEMENT SERVICES		
Woodland Park Police Department	Victim Assistance Program	\$ 75,363
DISTRICT ATTORNEY OFFICE SERVICES		
Victim Witness Unit	Victim Services Program	\$ 276,903

4th Judicial District

2023 VALE COLORADO GENERAL ASSEMBLY FUNDED VICTIM SERVICES

AGENCY NAME	PROJECT / PROGRAM TITLE	GRANT AWARD
LAW ENFORCEMENT SERVICES		
Partners in Housing	Victim Self-Sufficiency Program	\$ 47,641
Colorado Springs Police Dept	Victim Advocacy Unit	\$ 250,031
El Paso County Sheriff's Office	Victim Assistance Prog	\$ 155,000

4th Judicial District

2023 VALE FUNDED VICTIM SERVICES TRAINING

AGENCY NAME	TRAINING / CONFERENCE	SCHOLARSHIP
GENERAL VICTIM SERVICES		
Careveo Counseling, LLC	2023 COVA Conference	\$ 1,219
DOMESTIC VIOLENCE SERVICES		
TESSA	2023 COVA Conference	\$ 2,439
CHILD VICTIM SERVICES		
CASA of Pikes Peak	2023 COVA Conference	\$ 2,203
LAW ENFORCEMENT SERVICES		
Colorado Springs Police Department	2023 COVA Conference	\$ 1,925
El Paso County Sheriff's Office	2023 COVA Conference	\$ 597
Woodland Park Police Department	2023 COVA Conference	\$ 2,203
DISTRICT ATTORNEY OFFICE SERVICES		
Victim Witness	2023 COVA Conference	\$ 2,203

5th Judicial District

Clear Creek, Eagle, Lake and Summit Counties

Program Administrator: Wendi Rowles
wrowles@da5.us

5th Judicial District CY 2023 Local VALE Awards

Program Grant Awards	\$ 265,758
Supplemental General Assembly Grant Awards	\$ 47,499
Training & Scholarship Grant Awards	\$ 0
CY 2023 Total 5th JD VALE Grant Awards	\$ 313,257

5th Judicial District VALE Project and Services funded by agency and amount
Next Page

5th Judicial District

2023 VALE GRANT FUNDED VICTIM SERVICES

AGENCY NAME	PROJECT / PROGRAM TITLE	GRANT AWARD
GENERAL VICTIM SERVICES		
Catholic Charities		\$ 23,061
Response		\$ 5,500
Northwest Legal Services		\$ 19,500
DOMESTIC VIOLENCE & SEXUAL ASSAULT SERVICES		
Advocates of Lake County		\$ 50,700
Advocate for Victims of Assault		\$ 7,334
Bright Future Foundation		\$ 45,268
Clear Creek County Advocates		\$ 30,967
CHILD VICTIM SERVICES		
River Bridge		\$ 22,077
CASA of the Continental Divide		\$ 16,611
LAW ENFORCEMENT SERVICES		
Eagle County Sheriff's Office		\$ 33,215
DISTRICT ATTORNEY OFFICE SERVICES		
Victim Witness Unit		\$ 11,525

5th Judicial District

2023 VALE COLORADO GENERAL ASSEMBLY FUNDED VICTIM SERVICES

AGENCY NAME	PROJECT / PROGRAM TITLE	GRANT AWARD
DOMESTIC VIOLENCE & SEXUAL ASSAULT SERVICES		
Victims for Victims of Assault		\$ 15,833
Clear Creek County Advocates		\$ 15,833
DISTRICT ATTORNEY OFFICE SERVICES		
Victim Witness Unit		\$ 15,833

6th Judicial District

Archuleta, La Plata and San Juan Counties

Program Administrator: Jane Foy
Jane.foy@co.laplata.co.us

6th Judicial District CY 2023 Local VALE Awards

Program Grant Awards	\$ 149,331
Supplemental General Assembly Grant Awards	\$ 0
Training & Scholarship Grant Awards	\$ 14,578
CY 2023 Total 6th JD VALE Grant Awards	\$ 163,909

6th Judicial District VALE Project and Services funded by agency and amount
Next Page

6th Judicial District

2023 VALE GRANT FUNDED VICTIM SERVICES

AGENCY NAME	PROJECT / PROGRAM TITLE	GRANT AWARD
DOMESTIC VIOLENCE SERVICES		
Alternative Horizons	Legal Services Project	\$ 28,225
SEXUAL ASSAULT SERVICES		
Sexual Assault Services Organization	Sexual Assault Advocacy	\$ 19,555
DOMESTIC VIOLENCE & SEXUAL ASSAULT SERVICES		
Rise Above Violence	Archuleta County Victim Services	\$ 27,319
Volunteers of America	Southwest Safehouse	\$ 39,336
CHILD VICTIM SERVICES		
The Child	Child Advocacy Center	\$ 17,428

6th Judicial District

2023 VALE FUNDED VICTIM SERVICES TRAINING

AGENCY NAME	TRAINING / CONFERENCE	SCHOLARSHIP
GENERAL VICTIM SERVICES		
Ruby Walker, Therapist	2023 COVA Conference	\$ 645
6 th Judicial District Probation Dept	2023 COVA Conference	\$ 675
SEXUAL ASSAULT SERVICES		
SANE Program Mercy Medical	2023 COVA Conference	\$ 1,022
DOMESTIC VIOLENCE & SEXUAL ASSAULT SERVICES		
Rise Above Violence	2023 COVA Conference	\$ 1,871
CHILD VICTIM SERVICES		
The Child	2023 COVA Conference	\$ 5,719
LAW ENFORCEMENT SERVICES		
Durango Police Department	National Sex Crimes Conference	\$ 1,060
Durango Police Department	2023 COVA Conference	\$ 567
Pagosa Springs Police Department	2023 COVA Conference	\$ 186
DISTRICT ATTORNEY OFFICE SERVICES		
Victim Witness	2023 COVA Conference	\$ 2,833

7th Judicial District

Delta, Gunnison, Hinsdale, Montrose, Ouray And San Miguel Counties

Program Administrator: Aimee English

a.english@co7da.org

7th Judicial District CY 2023 Local VALE Awards

Program Grant Awards	\$ 305,000
Supplemental General Assembly Grant Awards	\$ 41,743
Training & Scholarship Grant Awards	\$ 0
CY 2023 Total 7th JD VALE Grant Awards	\$ 346,743

7th Judicial District VALE Project and Services funded by agency and amount
Next Page

7th Judicial District

2023 VALE GRANT FUNDED VICTIM SERVICES

AGENCY NAME	PROJECT / PROGRAM TITLE	GRANT AWARD
LAW ENFORCEMENT SERVICES		
Delta Police Department.	Victim Services Program	\$ 17,141
Delta County Sheriff's Department	Victim Services	\$ 12,000
Montrose Police Department	Victim Services	\$ 48,080
Montrose County Sheriff's Department	Victim Services	\$ 25,000
Ouray County Law Enforcement	Victim Services	\$ 18,256
Paonia Police Department	Victim Services Program	\$ 20,200
Gunnison Law Enforcement	Victim Services	\$ 12,000
Oalthe Police Department	Victim Services	\$ 21,736
SEXUAL ASSAULT SERVICES		
Montrose Memorial Hospital	Sexual Assault Nurse Examiner Program	\$ 48,000
DISTRICT ATTORNEY OFFICE SERVICES		
Victim Witness Unit	Victim Services Program	\$ 82,317

7th Judicial District

2023 VALE COLORADO GENERAL ASSEMBLY FUNDED VICTIM SERVICES

AGENCY NAME	PROJECT / PROGRAM TITLE	GRANT AWARD
DISTRICT ATTORNEY OFFICE SERVICES		
Victim Witness Unit	Victim Services	\$ 41,743

8th Judicial District

Jackson and Larimer Counties

Program Administrator: Candace Smith
smithcr@co.larimer.co.us

8th Judicial District CY 2023 Local VALE Awards

Program Grant Awards	\$ 841,084
Supplemental General Assembly Grant Awards	\$ 208,916
Training & Scholarship Grant Awards	\$ 3,000
CY 2023 Total 8 th JD VALE Grant Awards	\$ 1,053,000

8th Judicial District VALE Project and Services funded by agency and amount
Next Page

8th Judicial District

2023 VALE GRANT FUNDED VICTIM SERVICES

AGENCY NAME	PROJECT / PROGRAM TITLE	GRANT AWARD
GENERAL VICTIM SERVICES		
Project Self Sufficiency		\$ 25,000
Rocky Mountain Victim Law Center	Victim Rights Enforcement Project	\$ 8,500
DOMESTIC VIOLENCE SERVICES		
Alternatives to Violence, Inc..	Crime Victims Services	\$ 13,084
Colorado Legal Services, Inc.	DV Victim Legal Services	\$ 30,000
Crossroads Safehouse	Domestic Violence Legal Advocacy	\$ 70,000
SEXUAL ASSAULT SERVICES		
The Avery Center	Sex Trafficking Victim Services	\$ 7,500
SAVA Center	Sexual Assault Victim Services	\$ 75,000
CHILD VICTIM SERVICES		
Childsafe Colorado, Inc.	Child Abuse Treatment Program	\$ 82,000
CASA Program, Inc.	CASA Advocates	\$ 65,000
CASA Program, Inc.	Family Connections	\$ 63,000
Crawford Child Advocacy Center	Larimer County Services	\$ 58,000
Larimer County Dept of Human Services.	Child Protection Services	\$ 30,000
Thompson School District	Child Assault Protective Skills	\$ 20,000
Larimer County Partners	Mentoring	\$ 14,000
RESTITUTION COLLECTION SERVICES		
8th Judicial District Combined Courts	Collections Department	\$ 100,000
LAW ENFORCEMENT SERVICES		
Fort Collins Police Department	Victim Services Team	\$ 70,000
Loveland Police Department	Victim Services Coordinator	\$ 65,000
Larimer County Sheriff's Office	Victim Response Team	\$ 45,000

8th Judicial District

2023 VALE COLORADO GENERAL ASSEMBLY FUNDED VICTIM SERVICES

AGENCY NAME	PROJECT / PROGRAM TITLE	GRANT AWARD
DOMESTIC VIOLENCE & SEXUAL ASSAULT SERVICES		
Estes Valley Victim Advocates	Crisis Advocacy & Supportive Services	\$ 41,000
DISTRICT ATTORNEY OFFICE SERVICES		
Victim Witness Unit	Victim Services Program	\$ 101,000

8th Judicial District

2023 VALE FUNDED VICTIM SERVICES TRAINING

AGENCY NAME	TRAINING / CONFERENCE	SCHOLARSHIP
DOMESTIC VIOLENCE & SEXUAL ASSAULT SERVICES		
Estes Valley Crisis Advocates	2023 COVA Conference	\$ 500
SEXUAL ASSAULT SERVICES		
SAVA	2023 COVA Conference	\$ 500
LAW ENFORCEMENT SERVICES		
Fort Collins Police Department	2023 COVA Conference	\$ 500
Larimer County Sheriff's Office	223 COVA Conference	\$ 500
Loveland Police Department	2023 COVA Basic Academy	\$ 500
DISTRICT ATTORNEY OFFICE SERVICES		
Victim Witness	2023 COVA Conference	\$ 500

9th Judicial District

Garfield, Pitkin and Rio Blanco Counties

Program Administrator: Steve Aurand
saurand@9daco.org

9th Judicial District CY 2023 Local VALE Awards

Program Grant Awards	\$ 248,761
Supplemental General Assembly Grant Awards	\$ 58,544
Training & Scholarship Grant Awards	\$ 4,941
CY 2023 Total 9th JD VALE Grant Awards	\$ 312,246

9th Judicial District VALE Project and Services funded by agency and amount
Next Page

9th Judicial District
 2023 VALE GRANT FUNDED VICTIM SERVICES

AGENCY NAME	PROJECT / PROGRAM TITLE	GRANT AWARD
GENERAL VICTIM SERVICES		
Alpine Legal Services		\$ 41,488
DOMESTIC VIOLENCE & SEXUAL ASSAULT SERVICES		
RESPONSE		\$ 30,000
Advocate Safehouse		\$ 23,925
Safehouse, Inc.		\$ 7,914
CHILD VICTIM SERVICES		
River Bridge Child Advocacy Center		\$ 75,978
CASA		\$ 20,000
DISTRICT ATTORNEY OFFICE SERVICES		
Victim Witness Unit	Victim Services	\$ 49,456

9th Judicial District
 2023 VALE COLORADO GENERAL ASSEMBLY FUNDED VICTIM SERVICES

AGENCY NAME	PROJECT / PROGRAM TITLE	GRANT AWARD
DISTRICT ATTORNEY OFFICE SERVICES		
Victim Witness Unit	Victim Services	\$ 58,544

9th Judicial District
 2023 VALE FUNDED VICTIM SERVICES TRAINING

AGENCY NAME	TRAINING / CONFERENCE	SCHOLARSHIP
DOMESTIC VIOLENCE & SEXUAL ASSAULT SERVICES		
Advocate SafeHouse Project	2023 COVA Conference	\$ 946
SafeHouse, Inc.	2023 COVA Conference	\$ 1,000
RESPONSE	2023 COVA Conference	\$ 1,000
CHILD VICTIM SERVICES		
CASA	2023 COVA Basic Academy	\$ 995
River Bridge Regional Center	2023 COVA Conference	\$ 1,000

10th Judicial District

Pueblo County

Program Administrator: Lesley Geremia
germial@pueblo.county.us

10th Judicial District CY 2023 Local VALE Awards

Program Grant Awards	\$ 282,553
Supplemental General Assembly Grant Awards	\$ 90,711
Training & Scholarship Grant Awards	\$ 6,565
CY 2023 Total 10 th JD VALE Grant Awards	\$ 379,829

10th Judicial District VALE Project and Services funded by agency and amount
Next Page

10th Judicial District
 2023 VALE GRANT FUNDED VICTIM SERVICES

AGENCY NAME	PROJECT / PROGRAM TITLE	GRANT AWARD
GENERAL VICTIM SERVICES		
Intervention, Inc.		\$ 5,000
10th Judicial District Probation Department		\$ 25,000
DOMESTIC VIOLENCE SERVICES		
Colorado Legal Services		\$ 27,500
Mariposa Center for Safety		\$ 85,000
SEXUAL ASSAULT SERVICES		
Pueblo Rape Crisis Services		\$ 37,389
CHILD VICTIM SERVICES		
CASA of Pueblo		\$ 35,000
Pueblo Child Advocacy Center		\$ 32,000
LAW ENFORCEMENT SERVICES		
Pueblo County Sheriff's Office		\$ 35,664

10th Judicial District
 2023 VALE COLORADO GENERAL ASSEMBLY FUNDED VICTIM SERVICES

AGENCY NAME	PROJECT / PROGRAM TITLE	GRANT AWARD
DISTRICT ATTORNEY OFFICE SERVICES		
Victim Witness Unit	Victim Services	\$ 90,711

10th Judicial District
 2023 VALE FUNDED VICTIM SERVICES TRAINING

AGENCY NAME	TRAINING / CONFERENCE	SCHOLARSHIP
DISTRICT ATTORNEY OFFICE SERVICES		
District Attorney Office	2023 COVA Conference	\$ 6,565

11th Judicial District

Chafee, Custer, Fremont and Park Counties

Program Administrator: Kara Park
kpark@da11thjd.org

11th Judicial District CY 2023 Local VALE Awards

Program Grant Awards	\$ 127,032
Supplemental General Assembly Grant Awards	\$ 60,324
Training & Scholarship Grant Awards	\$ 0
CY 2023 Total 11th JD VALE Grant Awards	\$ 187,356

11th Judicial District VALE Project and Services funded by agency and amount
Next Page

11th Judicial District
 2023 VALE GRANT FUNDED VICTIM SERVICES

AGENCY NAME	PROJECT / PROGRAM TITLE	GRANT AWARD
CHILD VICTIM SERVICES		
Kindred Kids Child Advocacy Center		\$ 16,000
LAW ENFORCEMENT SERVICES		
Chaffee County Sheriff's Office	Victim Assistance	\$ 25,000
Custer County Sheriff's Office	Victim Advocate Program	\$ 17,500
Fremont County Sheriff's Office	Victim Advocate Program	\$ 25,000
Park County Sheriff's Office	Victim Services Program	\$ 20,000
DISTRICT ATTORNEY OFFICE SERVICES		
Victim Services	Victim Services Unit	\$ 23,532

11th Judicial District
 2023 VALE COLORADO GENERAL ASSEMBLY FUNDED VICTIM SERVICES

AGENCY NAME	PROJECT / PROGRAM TITLE	GRANT AWARD
DISTRICT ATTORNEY OFFICE SERVICES		
District Attorney Office	Victim Services Unit	\$ 60,324

12th Judicial District

Alamosa, Conejos, Costilla, Mineral, Rio Grande And Saguache Counties

Program Administrator: Chelsea Alderton

calderton@da12.state.co.us

12th Judicial District CY 2023 Local VALE Awards

Program Grant Awards	\$ 115,145
Supplemental General Assembly Grant Awards	\$ 0
Training & Scholarship Grant Awards	\$ 0
CY 2023 Total 12th JD VALE Grant Awards	\$ 115,145

12th Judicial District VALE Project and Services funded by agency and amount
Next Page

12th Judicial District

2023 VALE GRANT FUNDED VICTIM SERVICES

AGENCY NAME	PROJECT / PROGRAM TITLE	GRANT AWARD
GENERAL VICTIM SERVICES		
SLV Immigrant Resource Center	Por Ti Misma Program	\$ 6,000
DOMESTIC VIOLENCE & SEXUAL ASSAULT SERVICES		
Tu Casa Inc.	Domestic Violence & Sexual Assault Services	\$ 10,645
LAW ENFORCEMENT SERVICES		
Alamosa County Sheriff's Office.	SLV Victim Response Unit	\$ 20,500
DISTRICT ATTORNEY OFFICE SERVICES		
Victim Witness Unit	Victim Services	\$ 78,000

13th Judicial District

Kit Carson, Logan, Morgan, Phillips, Sedgwick, Washington
And Yuma Counties

Program Administrator: Jill Olsen

jolsen@13thda.org

13th Judicial District CY 2023 Local VALE Awards

Program Grant Awards	\$ 194,612
Supplemental General Assembly Grant Awards	\$ 69,152
Training & Scholarship Grant Awards	\$ 6,085
CY 2023 Total 13th JD VALE Grant Awards	\$ 269,849

13th Judicial District VALE Project and Services funded by agency and amount
Next Page

13th Judicial District

2023 VALE GRANT FUNDED VICTIM SERVICES

AGENCY NAME	PROJECT / PROGRAM TITLE	GRANT AWARD
GENERAL VICTIM SERVICES		
13th Judicial District Probation Dept	Victim Services	\$ 3,000
LAW ENFORCEMENT SERVICES		
Kit Carson County Sheriff's Office.	Victim Services	\$ 9,000
Logan County Sheriff's Office	Victim Services	\$ 31,825
Morgan County Sheriff's Office	Victim Services	\$ 28,836
Phillips County Sheriff's Office	Victim Services	\$ 18,846
Washington County Sheriff's Office	Victim Services	\$ 13,137
Yuma County Sheriff's Office	Victim Services	\$ 29,120
DISTRICT ATTORNEY OFFICE SERVICES		
Victim Witness Unit	Victim Services	\$ 65,848

13th Judicial District

2023 VALE COLORADO GENERAL ASSEMBLY FUNDED VICTIM SERVICES

AGENCY NAME	PROJECT / PROGRAM TITLE	GRANT AWARD
DISTRICT ATTORNEY OFFICE SERVICES		
Victim Witness Unit	Victim Services	\$ 69,152

13th Judicial District

2023 VALE FUNDED VICTIM SERVICES TRAINING

AGENCY NAME	TRAINING / CONFERENCE	SCHOLARSHIP
LAW ENFORCEMENT SERVICES		
Logan County Sheriff's Office	2023 COVA Conference	\$ 1,111
Phillips County Sheriff's Office	2023 COVA Conference	\$ 1,682
Morgan County Sheriff's Office	2023 COVA Conference	\$ 692
Washington County Sheriff's Office	2023 COVA Conference	\$ 475
DISTRICT ATTORNEY OFFICE SERVICES		
Victim Witness Unit	2023 COVA Conference	\$ 2,125

14th Judicial District

Grand, Moffat and Routt Counties

Program Administrator: Donna Zulian

dzulian@14da.org

14th Judicial District CY 2023 Local VALE Awards

Program Grant Awards	\$ 191,604
Supplemental General Assembly Grant Awards	\$ 40,396
Training & Scholarship Grant Awards	\$ 950
CY 2023 Total 14th JD VALE Grant Awards	\$ 232,950

14th Judicial District VALE Project and Services funded by agency and amount

Next Page

14th Judicial District

2023 VALE GRANT FUNDED VICTIM SERVICES

AGENCY NAME	PROJECT / PROGRAM TITLE	GRANT AWARD
DOMESTIC VIOLENCE & SEXUAL ASSAULT SERVICES		
Open Hearts Advocates	DV & Sexual Assault Services	\$ 19,604
Advocates Victim Assistance Team	Grand County Victim Services	\$ 27,000
Advocates of Routt County	DV & Sexual Assault Services	\$ 38,000
DOMESTIC VIOLENCE SERVICES		
NW Colorado Legal Services.	Services for DV Victims	\$ 11,000
CHILD VICTIM SERVICES		
NW Rocky Mountain CASA	CASA Program	\$ 16,000
Better World Advocacy Center	Forensic Interview Services	\$ 30,000
Partners in Routt County	Mentoring Program	\$ 8,000
DISTRICT ATTORNEY OFFICE SERVICES		
Victim Witness Unit	Victim Witness Services	\$ 42,000

14th Judicial District

2023 VALE COLORADO GENERAL ASSEMBLY FUNDED VICTIM SERVICES

AGENCY NAME	PROJECT / PROGRAM TITLE	GRANT AWARD
DOMESTIC VIOLENCE & SEXUAL ASSAULT SERVICES		
Open Hearts Advocates	DV & Sexual Assault Services	\$ 40,396

14th Judicial District

2023 VALE FUNDED VICTIM SERVICES TRAINING

AGENCY NAME	TRAINING / CONFERENCE	SCHOLARSHIP
DOMESTIC VIOLENCE & SEXUAL ASSAULT SERVICES		
Advocates of Routt County	2023 COVA Conference	\$ 950

15th Judicial District

Baca, Cheyenne, Kiowa and Prowers Counties

Program Administrator: Tyler Ann Clodfelter

tclodfelter@southeastcolorado.net

15th Judicial District CY 2023 Local VALE Awards

Program Grant Awards	\$ 98,967
Supplemental General Assembly Grant Awards	\$ 13,408
Training & Scholarship Grant Awards	\$ 0
CY 2023 Total 15th JD VALE Grant Awards	\$ 112,375

15th Judicial District VALE Project and Services funded by agency and amount

Next Page

15th Judicial District
 2023 VALE GRANT FUNDED VICTIM SERVICES

AGENCY NAME	PROJECT / PROGRAM TITLE	GRANT AWARD
DOMESTIC VIOLENCE & SEXUAL ASSAULT SERVICES		
Domestic Safety Resource Center		\$ 50,500
CHILD VICTIM SERVICES		
Pueblo Child Advocacy Center		\$ 5,000
LAW ENFORCEMENT SERVICES		
Granada Police Department		\$ 9,301
Lamar Police Department		\$ 16,666
DISTRICT ATTORNEY OFFICE SERVICES		
Victim Witness Unit		\$ 17,500

15th Judicial District
 2023 VALE COLORADO GENERAL ASSEMBLY FUNDED VICTIM SERVICES

AGENCY NAME	PROJECT / PROGRAM TITLE	GRANT AWARD
DOMESTIC VIOLENCE & SEXUAL ASSAULT SERVICES		
Domestic Safety Resource Center		\$ 6,900
DISTRICT ATTORNEY OFFICE SERVICES		
District Attorney Office		\$ 3,254

16th Judicial District

Bent, Crowley and Otero Counties

Program Administrator: Crystal Barnhart

cbarnhart@da16co.gov

16th Judicial District CY 2023 Local VALE Awards

Program Grant Awards	\$ 74,000
Supplemental General Assembly Grant Awards	\$ 0
Training & Scholarship Grant Awards	\$ 0
CY 2023 Total 16th JD VALE Grant Awards	\$ 74,000

16th Judicial District VALE Project and Services funded by agency and amount
Next Page

16th Judicial District

2023 VALE GRANT FUNDED VICTIM SERVICES

AGENCY NAME	PROJECT / PROGRAM TITLE	GRANT AWARD
DOMESTIC VIOLENCE & SEXUAL ASSAULT SERVICES		
Arkansas Valley Resource Center	Crime Victims Advocacy	\$ 10,000
CHILD VICTIM SERVICES		
Pueblo Child Advocacy Center	Child Abuse Victim Services	\$ 10,000
CASA of Pueblo	Arkansas Valley CASA	\$ 10,000
DISTRICT ATTORNEY OFFICE SERVICES		
Victim Witness Unit	Victim Assistance and Support	\$ 44,000

17th Judicial District

Adams and Broomfield Counties

Program Administrator: Tonya Isenbart
tisenbart@da17.state.co.us

17th Judicial District CY 2023 Local VALE Awards

Program Grant Awards	\$ 899,023
Supplemental General Assembly Grant Awards	\$ 251,033
Training & Scholarship Grant Awards	\$ 0
CY 2023 Total 17th JD VALE Grant Awards	\$ 1,150,056

17th Judicial District VALE Project and Services funded by agency and amount
Next Page

17th Judicial District

2023 VALE GRANT FUNDED VICTIM SERVICES

AGENCY NAME	PROJECT / PROGRAM TITLE	GRANT AWARD
GENERAL VICTIM SERVICES		
Catholic Charities & Community Services	New Options for Victim Assistance	\$ 98,635
Reaching Hope	Trauma Informed MH Services	\$ 82,710
Rocky Mountain Victim Law Center	Victim Rights & Legal Services	\$ 36,340
Colorado Organization for Victim Assistance	Victim Services Intern Program	\$ 28,415
Intervention	Victim Services Specialist	\$ 39,948
The Center for Trauma & Resilience	Services for Crime Victims	\$ 43,902
Maria Droste Counseling Services	Survivors Mental Health Program	\$ 13,153
Mothers Against Drunk Driving	17th JD MADD Victim Services	\$ 8,606
DOMESTIC VIOLENCE SERVICES		
Project Safeguard	Civil Legal Advocacy for DV Victims	\$ 44,028
Gateway Shelter	Comprehensive DV Services	\$ 37,260
Family Tree	Roots of Courage	\$ 15,348
Safehouse Progressive Alliance	Broomfield DV Outreach Program	\$ 20,048
SEXUAL ASSAULT SERVICES		
City of Brighton	17th JD SART Program	\$ 47,344
The Blue Bench	Therapy Services	\$ 44,911
CHILD VICTIM SERVICES		
Central Visitation Program	CVP	\$ 30,780
CASA of Adams & Broomfield Counties	17th JD Volunteer Program	\$ 58,744
Family Tree	Parenting Program	\$ 16,388
Rocky Mountain Immigrant Adv Network	Child Victim Immigration Legal Services	\$ 17,618
LAW ENFORCEMENT SERVICES		
City of Thornton	Victim Advocate	\$ 38,000
Broomfield Police Department	Victim Advocate	\$ 25,100
Federal Heights Police Department	Victim Advocate Specialist	\$ 41,767
RESTITUTION COLLECTION SERVICES		
17 th JD Combined Courts	Collection Investigation Personnel	\$ 92,878
DISTRICT ATTORNEY OFFICE SERVICES		
Witness Protection		\$ 8,100
Language Line		\$ 9,000

17th Judicial District

2023 VALE COLORADO GENERAL ASSEMBLY FUNDED VICTIM SERVICES

AGENCY NAME	PROJECT / PROGRAM TITLE	GRANT AWARD
GENERAL VICTIM SERVICES		
Justice & Mercy Legal Aid Center	Legal Services for Survivors of Crime	\$ 75,150
Servicios de la Raza	Trauma Informed Services	\$ 77,721
DOMESTIC VIOLENCE SERVICES		
The Initiative		\$ 12,150
SEXUAL ASSAULT SERVICES		
WINGS Foundation		\$ 10,692
CHILD VICTIM SERVICES		
Ralston House	Child Advocacy Center Services	\$ 75,320

18th Judicial District

Arapahoe, Douglas, Elbert and Lincoln Counties

Program Administrator: Wendy Buter

wbuter@da18.state.co.us

18th Judicial District CY 2023 Local VALE Awards

Program Grant Awards	\$ 1,342,733
Supplemental General Assembly Grant Awards	\$ 370,444
Training & Scholarship Grant Awards	\$ 44,793
CY 2023 Total 18th JD VALE Grant Awards	\$ 1,757,970

18th Judicial District VALE Project and Services funded by agency and amount
Next Page

18th Judicial District

2023 VALE GRANT FUNDED VICTIM SERVICES

AGENCY NAME	PROJECT / PROGRAM TITLE	GRANT AWARD
GENERAL VICTIM SERVICES		
Catholic Charities		\$ 75,672
The Initiative		\$ 20,000
DOVE		\$ 36,750
Aurora Community Mental Health Center		\$ 12,550
Colorado Organization for Victim Assistance		\$ 51,685
Maria Droste Counseling of Colorado		\$ 28,228
Servicios de la Raza		\$ 70,080
The Center for Trauma & Resilience		\$ 48,500
ECCO		\$ 16,000
Muslim Family Services		\$ 26,100
Rocky Mountain Victim Law Center		\$ 51,062
DOMESTIC VIOLENCE SERVICES		
The Crisis Center		\$ 149,060
Project Safeguard		\$ 62,732
Gateway Shelter		\$ 111,200
SEXUAL ASSAULT SERVICES		
WINGS Foundation, Inc.		\$ 38,600
The Blue Bench		\$ 67,839
CHILD VICTIM SERVICES		
Advocates for Children		\$ 72,700
LAW ENFORCEMENT SERVICES		
Aurora Police Department		\$ 37,850
Arapahoe County Sheriff's Office		\$ 56,307
Simla Police Department		\$ 15,000
Elbert County Sheriff's Office		\$ 60,000
Glendale Police Department		\$ 39,575
Parker Police Department		\$ 34,000
Sheridan Police Department		\$ 46,000
Castle Rock Police Department		\$ 14,078
Lincoln County Sheriff's Department		\$ 46,600
DISTRICT ATTORNEY OFFICE SERVICES		
Restitution Specialist		\$ 25,025
Crime Victim Compensation		\$ 69,600
Fast Track DV Program		\$ 38,000
Victim Notification		\$ 21,000

18th Judicial District

2023 VALE COLORADO GENERAL ASSEMBLY FUNDED VICTIM SERVICES

AGENCY NAME	PROJECT / PROGRAM TITLE	GRANT AWARD
GENERAL VICTIM SERVICES		
Justice & Mercy Legal Aid Clinic		\$ 97,472
DOMESTIC VIOLENCE SERVICES		
The Crisis Center		\$ 149,060
CHILD VICTIM SERVICES		
Sungate Kids		\$ 123,912

18th Judicial District

2023 VALE FUNDED VICTIM SERVICES TRAINING

AGENCY NAME	TRAINING / CONFERENCE	SCHOLARSHIP
GENERAL VICTIM SERVICES		
DOVE	2023 COVA Basic Academy	\$ 1,650
Justice & Mercy Legal Aid Clinic	2023 COVA Basic Academy	\$ 1,650
Justice & Mercy Legal Aid Clinic	2023 COVA Conference	\$ 4,000
18 th Judicial District Probation Department	2023 COVA Conference	\$ 1,600
The Initiative	2023 COVA Conference	\$ 4,000
Muslim Family Services	2023 COVA Conference	\$ 1,600
Rocky Mountain Victim Law Center	2023 COVA Conference	\$ 1,600
DOMESTIC VIOLENCE SERVICES		
The Crisis Center	Therapy Training	\$ 1,493
The Crisis Center	2023 COVA Conference	\$ 800
SEXUAL ASSAULT SERVICES		
The Blue Bench	2023 COVA Conference	\$ 1,600
CHILD VICTIM SERVICES		
CASA	2023 COVA Conference	\$ 800
Family Tree	2023 COVA Conference	\$ 3,200
LAW ENFORCEMENT SERVICES		
Castle Rock Police Department	2023 COVA Conference	\$ 1,600
Arapahoe County Sheriff's Department	2023 COVA Conference	\$ 1,600
Elbert County Sheriff's Office	2023 COVA Conference	\$ 2,400
Littleton Police Department	2023 COVA Conference	\$ 4,800
Parker Police Department	2023 COVA Conference	\$ 2,400
Sheridan Police Department	2023 COVA Conference	\$ 800
DISTRICT ATTORNEY OFFICE SERVICES		
District Attorney Office	2023 COVA Conference	\$ 5,600

19th Judicial District Weld County

Program Administrator: Karol Patch
kpatch@weld.gov

19th Judicial District CY 2023 Local VALE Awards

Program Grant Awards	\$ 700,000
Supplemental General Assembly Grant Awards	\$ 81,905
Training & Scholarship Grant Awards	\$ 16,677
CY 2023 Total 19th JD VALE Grant Awards	\$ 798,582

19th Judicial District VALE Project and Services funded by agency and amount
Next Page

19th Judicial District

2023 VALE GRANT FUNDED VICTIM SERVICES

AGENCY NAME	PROJECT / PROGRAM TITLE	GRANT AWARD
GENERAL VICTIM SERVICES		
Intervention		\$ 10,000
Catholic Charities	Victim Support Services	\$ 65,000
DOMESTIC VIOLENCE SERVICES		
A Woman’s Place	DV Intervention & Awareness	\$ 61,815
Colorado Legal Services	Legal Advocacy	\$ 35,000
SEXUAL ASSAULT SERVICES		
Assistance League of Greeley	Assault Survivor Kit	\$ 3,250
Sexual Assault Victim Advocate Center	Victim Services	\$ 47,830
The Avery Center	Sex Trafficking Victim Services	\$ 7,500
CHILD VICTIM SERVICES		
ChildSafe Colorado	Child Abuse Treatment Program	\$ 11,232
Life Stories	CASA Program & Child Advocacy Center	\$ 65,901
Lutheran Family Services	Supervised Visitation & Exchange Program	\$ 27,617
Lutheran Family Services	Body Safety Program for Children	\$ 12,000
LAW ENFORCEMENT SERVICES		
Greeley Police Department	Victim Assistance Program	\$ 126,185
Frederick Police Department	Victim Assistance Program	\$ 51,000
Weld County Sheriff’s Office	Victim Services	\$ 33,670
DISTRICT ATTORNEY OFFICE SERVICES		
Victim Witness Unit	Victim Assistance	\$ 142,000

19th Judicial District

2023 VALE COLORADO GENERAL ASSEMBLY FUNDED VICTIM SERVICES

AGENCY NAME	PROJECT / PROGRAM TITLE	GRANT AWARD
DOMESTIC VIOLENCE SERVICES		
A Woman’s Place	DV Intervention & Awareness Project	\$ 36,905
CHILD VICTIM SERVICES		
Life Stories	CASA Program & Child Advocacy Center	\$ 45,000

19th Judicial District

2023 VALE FUNDED VICTIM SERVICES TRAINING

AGENCY NAME	TRAINING / CONFERENCE	SCHOLARSHIP
GENERAL VICTIM SERVICES		
Intervention	2023 COVA Conference	\$ 635
19 th Judicial District Probation Dept	2023 COVA Conference	\$ 1,417
SEXUAL ASSAULT SERVICES		
SAVA	2023 COVA Conference	\$ 595
CHILD VICTIM SERVICES		
Life Stories	2023 COVA Basic Academy	\$ 1,227
Life Stories	2023 COVA Conference	\$ 1,522
LAW ENFORCEMENT SERVICES		
Brighton Police Department	2023 COVA Conference	\$ 1,258
Weld County Sheriff’s Office	2023 COVA Conference	\$ 916
Greeley Police Department	2023 COVA Conference	\$ 2,749
Greeley Police Department	2023 COVA Basic Academy	\$ 1,300
Greeley Police Department	2023 Colorado Association of Sex Crimes Investigator Conference	\$ 2,314
Severance Police Department	2023 COVA Conference	\$ 1,172
DISTRICT ATTORNEY OFFICE SERVICES		
Victim Witness	2023 COVA Conference	\$ 1,572

20th Judicial District Boulder County

Program Administrator: Lindsey Bravdica

lvbravdica@bouldercounty.org

20th Judicial District CY 2023 Local VALE Awards

Program Grant Awards	\$ 360,158
Supplemental General Assembly Grant Awards	\$ 102,410
Training & Scholarship Grant Awards	\$ 0
CY 2023 Total 20th JD VALE Grant Awards	\$ 462,568

20th Judicial District VALE Project and Services funded by agency and amount
Next Page

20th Judicial District

2023 VALE GRANT FUNDED VICTIM SERVICES

AGENCY NAME	PROJECT / PROGRAM TITLE	GRANT AWARD
GENERAL VICTIM SERVICES		
Boulder County Legal Services	Legal Services for Crime Victims	\$ 12,000
Intervention	Victim Services Specialist	\$ 10,000
Colorado Organization for Victim Assistance	Victim Services Intern Program	\$ 24,000
The Initiative	Victim Advocacy for Survivors with Disabilities	\$ 5,000
DOMESTIC VIOLENCE SERVICES		
Safehouse Progressive Alliance for Nonviolence	Emergency DV Services for Adults & Children	\$ 37,353
Safe Shelter of St. Vrain Valley	DV Rights and Services Project	\$ 40,000
Bridge To Justice	DV Victim Legal Services	\$ 8,000
SEXUAL ASSAULT SERVICES		
Mental Health Partners	MESA Client Services Program	\$ 35,000
CHILD VICTIM SERVICES		
Voices for Children	CASA	\$ 84,763
Blue Sky Bridge	Children’s Advocacy Program	\$ 31,000
LAW ENFORCEMENT SERVICES		
Boulder County Sheriff’s Office	Victim Assistance Program	\$ 38,000
Longmont Police Department	Victim Services	\$ 15,452
Boulder Police Department	Victim Services Coordinator	\$ 20,000

20th Judicial District

2023 VALE COLORADO GENERAL ASSEMBLY FUNDED VICTIM SERVICES

AGENCY NAME	PROJECT / PROGRAM TITLE	GRANT AWARD
DOMESTIC VIOLENCE SERVICES		
Safehouse Progressive Alliance	Emergency Services for DV Victims	\$ 17,647
DISTRICT ATTORNEY OFFICE SERVICES		
Victim Witness Unit	Victim Services Program	\$ 84,763

21st Judicial District

Mesa County

Program Administrator: Jennifer Ballagh

Jennifer.ballagh@mesacounty.us

21st Judicial District CY 2023 Local VALE Awards

Program Grant Awards	\$ 425,000
Supplemental General Assembly Grant Awards	\$ 0
Training & Scholarship Grant Awards	\$ 23,100
CY 2023 Total 21st JD VALE Grant Awards	\$ 448,100

21st Judicial District VALE Project and Services funded by agency and amount
Next Page

21st Judicial District

2023 VALE GRANT FUNDED VICTIM SERVICES

AGENCY NAME	PROJECT / PROGRAM TITLE	GRANT AWARD
GENERAL VICTIM SERVICES		
Counseling & Education Center	Victims of Crime Counseling	\$ 25,000
DOMESTIC VIOLENCE SERVICES		
Colorado Legal Services	Colorado Legal Services	\$ 45,000
Pro Bono Project of Mesa County	Crime Victim & DV Legal Advocacy	\$ 11,000
Homeward Bound of the Grand Valley	Support for Homeless Victims	\$ 36,757
DOMESTIC VIOLENCE & SEXUAL ASSAULT SERVICES		
Hilltop Community Resources, Inc.	Victim Emergency Fund	\$ 3,500
Hilltop Community Resources, Inc	Hilltop Latimer House	\$ 35,000
CHILD VICTIM SERVICES		
Mesa County Partners	Mentors for Child Abuse Victims	\$ 20,000
CASA of Mesa County	Advocacy Program	\$ 28,000
Western Slope Center for Children	Children Victim Services	\$ 97,690
RESTITUTION COLLECTION SERVICES		
21st Judicial District Court	Collections Investigator	\$ 39,625
LAW ENFORCEMENT SERVICES		
Grand Junction Police Department	Victim Services Support	\$ 18,000
Mesa County Sheriff's Office	Victim Services Unit	\$ 20,000
DISTRICT ATTORNEY OFFICE SERVICES		
Victim Services Unit	Victim Services	\$ 45,428

21st Judicial District

2023 VALE FUNDED VICTIM SERVICES TRAINING

AGENCY NAME	TRAINING / CONFERENCE	SCHOLARSHIP
DOMESTIC VIOLENCE SERVICES		
Pro Bono Project of Mesa County	2023 COVA Conference	\$ 1,110
CHILD VICTIM SERVICES		
Mesa County Partners	2023 COVA Conference	\$ 1,100
Western Slope Center for Children	2023 COVA Conference	\$ 2,200
DOMESTIC VIOLENCE & SEXUAL ASSAULT SERVICES		
Hilltop Community Resources, Inc.	2023 COVA Conference	\$ 2,200
LAW ENFORCEMENT SERVICES		
Mesa County Sheriff's Office	2023 COVA Conference	\$ 11,000
Grand Junction Police Department	2023 COVA Conference	\$ 5,500

22nd Judicial District Dolores and Montezuma Counties

Program Administrator: Clarisa Osborn

cosborn@co.montezuma.co.us

22nd Judicial District CY 2023 Local VALE Awards

Program Grant Awards	\$ 35,640
Supplemental General Assembly Grant Awards	\$ 16,404
Training & Scholarship Grant Awards	\$ 0
CY 2023 Total 22nd JD VALE Grant Awards	\$ 52,044

22nd Judicial District VALE Project and Services funded by agency and amount
Next Page

22nd Judicial District

2023 VALE GRANT FUNDED VICTIM SERVICES

AGENCY NAME	PROJECT / PROGRAM TITLE	GRANT AWARD
GENERAL VICTIM SERVICES		
The Recovery Center		\$ 5,000
DOMESTIC VIOLENCE & SEXUAL ASSAULT SERVICES		
Renew, Inc.		\$ 17,500
CHILD VICTIM SERVICES		
Four Corners Child Advocacy Center		\$ 16,000
CASA of the Southwest		\$ 4,000
LAW ENFORCEMENT SERVICES		
Cortez Police Department	Victim Response Unit	\$ 6,840
DISTRICT ATTORNEY OFFICE SERVICES		
Victim Witness Unit		\$ 22,000

22nd Judicial District

2023 VALE COLORADO GENERAL ASSEMBLY FUNDED VICTIM SERVICES

AGENCY NAME	PROJECT / PROGRAM TITLE	GRANT AWARD
GENERAL VICTIM SERVICES		
The Recovery Center		\$ 4,101
DOMESTIC VIOLENCE & SEXUAL ASSAULT SERVICES		
Renew, Inc.		\$ 4,101
CHILD VICTIM SERVICES		
Four Corners Child Advocacy Center		\$ 4,101
CASA of the Southwest		\$ 4,101

District Attorney Offices VALE Administrative Fund

CY 2023 District Attorney (DA) Offices VALE Administrative Fund Summary

The District Attorney's (DA) Office may use up to 10% of all monies deposited into the local VALE fund pursuant to C.R.S. §24-4.2-103(4) for the administrative costs incurred to assist the Board in the performance of its duties and for the preparation of Victim Impact statements required by statute.

Beginning in 2005, OVP publishes a comprehensive report that provides complete administrative program costs, and revenue, of local VALE programs. The overall statewide difference between local VALE administrative fund revenue and expenditures has remained relatively parallel and static since 2005. It is important to note that the *local VALE program administrative costs incurred by DA Offices have steadily increased* since 2005. District Attorney Office VALE Administrative funds are consistently used primarily for personnel salary and benefit expenses (79%). An average of 14% is expended for supplies and operating expenses related to VALE grant and board administrative services, victim assistance services, and Victim Impact Statements (VIS) expenses.

Beginning in 2009, the calendar year end fund balance for local VALE Administrative funds has steadily decreased. The percentage of DA VALE Administrative funds sufficient to pay for allowable C.R.S. §24-4.2-103(4) administrative expenses has decreased from 54% in 2017 to 35% in 2021. Other funding sources for these expenses come from grants and/or in-kind support. The majority of local VALE programs (14 of 22) are spending 75% to 100% of monies deposited into the administrative fund account each calendar year.

CY 2023 DA Offices VALE Administrative Fund Deposits

- \$1,016,966 AGGREGATE DA VALE ADMINISTRATIVE FUND DEPOSITS for the administration of local VALE administrative costs pursuant to §24-4.2-103(4). *This is approximately 15% less than calendar year 2022.*

CY 2023 DA Offices VALE Administrative Fund Expenditures

- \$1,091,658 AGGREGATE DA VALE ADMINISTRATIVE FUND EXPENDITURES *This is approximately 9% less than calendar year 2022.*

CY 2023 DA Office Administrative Funds for VALE Grant Management

With the exception of the COVID time period of CY 21, local VALE grant funds awarded to agencies to provide direct victim services have increased approximately 35% from calendar year 2006 to 2023 while funds available to administer these grant awards has remained at 10% since 1996. Nationwide, non-profit victim service administrative budgets range 15% to 25%. Data maintained, and included in annual reports by the Office of Victims Programs, clearly demonstrates that the 10% local VALE administrative deposits received by DA offices is significantly insufficient to pay allowable VALE program administrative expenses pursuant to C.R.S. §24-4.2-103(4). On average, DA offices pay for 42% of allowable C.R.S. §24-4.2-103(4) administrative expenses.

CY 2023 VALE District Attorney Administrative Fund Activity

Table 7 Outlines the CY 2023 revenue and expenditures for the 10% administrative funds statutorily authorized for use by the District Attorneys' Offices for VALE grant and board administrative services, victim assistance services, and Victim Impact Statements (VIS) expenses. *OTHER Expenses are for audit and bookkeeping costs.

JUDICIAL DISTRICT	PERSONNEL	SUPPLIES & OPERATING	DA STAFF TRAINING / TRAVEL	VALE BOARD	EQUIPMENT	OTHER*	TOTAL EXPENDITURES	TOTAL DEPOSITS
1	\$ 51,471	\$ 32,705	\$ 19,656	\$ 7,355	\$ 0		\$ 111,186	\$ 114,696
2	\$ 71,818	\$ 0	\$ 0	\$ 0	\$ 0		\$ 71,818	\$ 59,055
3	\$ 5,800	\$ 316	\$ 2,197	\$ 0	\$ 0		\$ 8,313	\$ 8,005
4	\$ 134,089	\$ 0	\$ 0	\$ 0	\$ 0		\$ 134,089	\$ 130,076
5	\$ 30,417	\$ 180	\$ 0	\$ 0	\$ 0		\$ 30,597	\$ 30,597
6	\$ 15,828	\$ 0	\$ 0	\$ 0	\$ 0		\$ 15,828	\$ 17,571
7	\$ 19,839	\$ 4,645	\$ 3,248	\$ 2,267	\$ 0		\$ 30,000	\$ 25,015
8	\$ 55,909	\$ 14,542	\$ 1,086	\$ 576	\$ 0		\$ 72,112	\$ 72,112
9	\$ 29,679	\$ 376	\$ 141	\$ 4,724	\$ 0		\$ 34,920	\$ 30,679
10	\$ 19,821	\$ 1,244	\$ 5,106	\$ 2,176	\$ 0		\$ 28,348	\$ 32,507
11	\$ 38,705	\$ 4,657	\$ 3,373	\$ 3,791	\$ 0	\$ 2,150	\$ 52,675	\$ 23,189
12	\$ 14,724	\$ 300	\$ 618	\$ 1,713	\$ 0		\$ 17,355	\$ 15,245
13	\$ 7,775	\$ 6,937	\$ 8,400	\$ 3,754	\$ 0		\$ 26,866	\$ 23,417
14	\$ 22,642	\$ 721	\$ 1,150	\$ 0	\$ 0	\$ 70	\$ 24,583	\$ 19,553
15	\$ 8,000	\$ 4,662	\$ 603	\$ 307	\$ 0		\$ 13,572	\$ 13,871
16	\$ 4,881	\$ 4,006	\$ 1,725	\$ 0	\$ 0		\$ 10,612	\$ 8,777
17	\$ 101,378	\$ 37,160	\$ 0	\$ 131	\$ 0		\$ 138,670	\$ 115,302
18	\$ 135,443	\$ 0	\$ 0	\$ 0	\$ 0		\$ 135,443	\$ 132,138
19	\$ 52,535	\$ 73	\$ 2,413	\$ 2,882	\$ 0		\$ 57,903	\$ 57,903
20	\$ 0	\$ 0	\$ 10,471	\$ 268	\$ 0		\$ 10,739	\$ 36,082
21	\$ 37,000	\$ 6,228	\$ 9,497	\$ 3,411	\$ 0		\$ 56,194	\$ 45,663
22	\$ 0	\$ 6,950	\$ 2,507	\$ 377	\$ 0		\$ 9,833	\$ 5,513
TOTAL	\$ 857,754	\$ 125,762	\$ 72,191	\$ 33,732	\$ 0	\$ 2,220	\$ 1,091,658	\$ 1,016,966
%	79%	12%	7%	3%	0%	0%		

Colorado Local VALE Program Contact Information

Thank you for your time in reviewing the Colorado Local VALE CY 2023 Annual Program and Administrative Fund Report. This report reflects the critical direct assistance provided to victims of crime in local communities throughout Colorado.

Additional information about Colorado's Local VALE Programs is available on the Division of Criminal Justice, Office for Victims Program's website at:

<https://dcj.colorado.gov/dcj-offices/victims-programs/grant-funding-for-agencies/local-victim-assistance-and-law-enforcement>

General questions about the Local VALE Program resources and referrals may also be directed to:

The Division of Criminal Justice
Office for Victims Programs
700 Kipling Street, Suite 1000
Denver, CO 80215
720-672-2166